

NT43

PAUL AND SILAS IN PRISON INCLUSIVE BIBLE LESSON



LESSON PLAN INFORMATION

BIBLE PASSAGE:

Acts 16:16-40

OBJECTIVES:

To understand that Paul and Silas trusted God and praised Him, even in difficult times.

--

To see how God worked through challenging situations to bring good, including the jailer's conversion.

--

To learn that we can trust God and share His love with others, even when life is hard.

LESSON PLAN

This lesson is designed to complement the resources found in Trueway Kids' lessons on 'Paul and Silas in Prison', which you can access and download for free at: <https://truewaykids.com/paul-and-silas-in-prison/>

This lesson offers a diverse range of resources and activities that enrich the story in various engaging ways. We encourage you to select the resources and activities that will best suit the needs and interests of your specific group of children, ensuring an enjoyable and educational experience for all.

1. WELCOME AND INTRODUCTION:

- Warmly welcome each child by name.
 - Introduce the day's lesson visually on the schedule
- DOWNLOAD GRAPHIC FROM: <https://truewaykids.com/visual-schedule/>
- Use simple, child-friendly language to set the stage for the lesson. Say something like, "Have you ever had a really hard day where things didn't go as planned? Maybe you felt sad or even scared? Today, we're going to hear about two friends, Paul and Silas. They were in a really tough situation—they were thrown in prison even though they hadn't done anything wrong! But guess what? They sang songs to God and trusted Him to help them. Let's find out how God was with them in their hard time, and how we can trust God too, no matter what happens!"

2. PRAYER:

Start with a simple and short prayer. Encourage the children to repeat after you. This provides a calm, focused start to the session.

3. INTERACTIVE STUDY TIME:

INTRODUCTION: JOY IN HARD TIMES

- Ask, "Can we still be happy even when things are tough?" Allow children to share their thoughts.
- Briefly introduce the story of Paul and Silas as an example of finding joy and strength through faith, even in difficult situations.

THE COST OF DOING RIGHT

- Create scenarios where children need to decide between doing the easy thing or doing what’s right (e.g., telling the truth when it's hard). Discuss their feelings and choices.
- Explain that sometimes doing the right thing is hard, but it honours God—just like Paul and Silas stood up for what was right, even when it led to imprisonment.

VISUAL STORYTELLING: ACTS 16:16-40

Use Images or Simple Props: Tell the story using pictures or small props to represent key moments. Here are some ideas.

Story Part	Image/Prop	Description
Paul and Silas's Arrival in Prison	Stocks	Show the beginning of their trial.
Placed in Stocks	Metal Chain	Emphasize their physical restraint.
Singing Praises at Midnight	Musical Notes	Highlight their joy despite suffering.
The Earthquake Shakes the Prison	Cracked Earth	Signify divine intervention.
Prison Doors Open	Open Door	Symbolize unexpected freedom.
Chains Break Free from Paul and Silas	Broken Chain	Illustrate their liberation.
The Roman Guard Awakens	Helmet or Shield	Introduce a potential threat.
The Jailer’s Conversion	Glowing Heart	Show his transformation from fear to faith.
Baptism of Jailer’s Family	Water	Show a new beginning in Christ.
Reunion with Believers	Two Hands Together	Celebrate community and support.
Light in Darkness	Candle or Light	Represent the spiritual light the jailer experienced.

SINGING IN THE DARK

- Turn off the Lights. Have children imagine the prison cell.
- Leave some glow sticks or small lights to create a comforting environment.
- Sing a simple praise song together, allowing the kids to experience the joy and comfort that Paul and Silas felt while praising God in the dark.
- Discuss how singing praises to God can bring us peace and joy even in difficult situations.

HANDS-ON ACTIVITY: EARTHQUAKE EXPERIMENT

- Use a tray of sand or jelly (Jell-O) to simulate the ground and small toy figures for Paul and Silas. Gently shake the tray to represent the earthquake that freed them.
- Let children imagine what it would feel like if they were in prison and suddenly experienced this.
- Discuss how does God sometimes shake up our lives in unexpected ways.

WITNESSING IN TIMES OF TRIAL

- Share how Paul and Silas used their imprisonment as an opportunity to witness to others.
- Ask the children to think of times when they can share their faith during difficult times. Examples might include showing kindness when someone is unkind or staying calm when things go wrong.

TRANSFORMING BAD SITUATIONS FOR GOOD

- Share an experience where something good came out of a difficult situation.
- Show images or talk about how a butterfly's struggle to emerge from the cocoon strengthens its wings, allowing it to fly. Without this challenge, the butterfly wouldn't be able to fly. In the same way, God uses difficult times—like Paul and Silas' imprisonment—to strengthen us and help us grow.
- You can also talk about how diamonds are formed under intense pressure. Just like diamonds, God uses pressure in our lives to bring out something valuable and beautiful, turning hard situations into opportunities for growth.

CLOSING QUESTIONS

1. Did Paul and Silas do something bad to be put in prison?
2. How did Paul and Silas respond while they were in prison?
3. Why do you think they chose to sing praises?
4. What happened after the earthquake to the jailer and his family?
5. How did God use the tough situation in prison to bring something good?
6. What can we learn from Paul and Silas about trusting God when things are hard?

4. CRAFT ACTIVITY: JOYFUL PRAISE SHAKERS



WHAT YOU NEED:

- 2 paper cups or paper plates
- Dry beans or rice
- Tape or glue
- Markers or crayons
- Stickers or decorative items

WHAT TO DO:

1. Give each child two cups or paper plates.
2. Have the children colour and decorate the outside using markers, crayons, and stickers.
3. Once decorated, help them place a small amount of dry beans or rice inside one of the cups or plates.
4. Seal the cups together (top to top) or the plates (facing each other) using tape or glue, ensuring they are secure.
5. Talk about how Paul and Silas praised God and God sent an earthquake to shake the prison doors open.

TIPS:

- For younger children or those with fine motor difficulties, pre-assemble the cups or plates and let them focus on decorating.
- Talk with the children about how Paul and Silas sang praises to God, even when things were hard, and encourage them to use their shakers to praise God too.
- You can play some worship music and have the children shake their shakers along to the rhythm as part of the activity.

5. ACTIVITY STATION FREE PLAY:

For this part of the session, you can set up several activity stations. This allows children to choose what they want to do based on their interests, providing a variety of options that cater to different learning styles and abilities.

Here are some ideas:

PRISON CHAINS CRAFT:

Provide strips of construction paper and glue to make paper chains, symbolizing the chains Paul and Silas wore in prison.

Encourage children to decorate each strip with words like "faith," "praise," or "trust" before linking them together.

While creating, discuss how Paul and Silas didn't let their chains stop them from praising God.



BUILD YOUR OWN PRISON:

Set up blocks, cardboard, or other building materials for children to build their own model of a prison.

Once built, children can place toy figures of Paul and Silas inside.

Talk about what it might have felt like for Paul and Silas in prison and how they trusted God through it.



SINGING PRAISE STATION:

Create a simple musical area with small instruments like tambourines, shakers, or drums.

Encourage children to sing or play along to a simple praise song, as Paul and Silas did in prison.

Let children express themselves musically while experiencing how Paul and Silas worshipped God even in hard times.



EARTHQUAKE BUILD & SHAKE:

Provide toy building blocks. Let children build a "prison" out of the blocks, placing small figures inside to represent Paul and Silas.

After they've built the prison, gently shake the table or base to represent the earthquake, knocking the doors open.

Ask children how they think Paul and Silas felt when the earthquake shook open the doors.



LIGHT IN DARKNESS:

Provide black paper and white chalk or glow-in-the-dark paint. Ask the children to draw or paint a scene that represents "light in the darkness."

As they create, explain how Paul and Silas brought spiritual light into a dark situation by praising God in prison.



JAILER'S KEYS HUNT:

Hide toy keys around the room and let the children go on a "jailer's key hunt."

After they find the keys, they can pretend to open the prison doors, just like the jailer did.

Use this as an opportunity to talk about how the jailer's life was changed when he met Paul and Silas.



CLAY CHAINS AND KEYS:

Provide playdough for children to create their own "chains" and "keys."

Let them shape and mould the chains and form or press keys into the dough.

Discuss how God set Paul and Silas free and how God helps set us free.



WORKSHEETS AND COLOURING PAGES:

In Section 7 – You will find Worksheets and resources to use with this lesson. Refer to main lesson pack for additional pages:

<https://truewaykids.com/paul-and-silas-in-prison/>

6. CLOSING PRAYER:

EXAMPLE PRAYER WITH HAND ACTIONS:

"DEAR GOD, THANK YOU FOR PAUL AND SILAS WHO SANG AND TRUSTED YOU, EVEN IN PRISON."

- **"Dear God"**: Point upwards.
- **"Thank you for Paul and Silas"**: Place hands over your heart.
- **"Who sang and trusted you, even in prison"**: Lift hands upward as if praising, then clasp hands together as if in prayer.

"HELP US TO REMEMBER TO TRUST YOU WHEN THINGS ARE HARD."

- **"Help us to remember"**: Tap your head gently.
- **"To trust you when things are hard"**: Cross arms over your chest in a comforting way.

"SHOW US HOW TO SHARE YOUR LOVE WITH OTHERS."

- **"Show us how"**: Point to your eyes.
- **"To share your love"**: Place hands over your heart.
- **"With others"**: Stretch hands outward to point at others.


"IN JESUS' NAME, AMEN."

- **"In Jesus' name"**: Point upwards again.
- **"Amen"**: Hands together in a praying position.


7. ADDITIONAL RESOURCES

1. Story Images
2. Worksheets

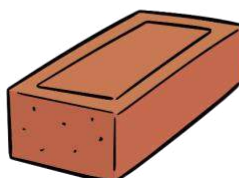






Order the story 1 - 6



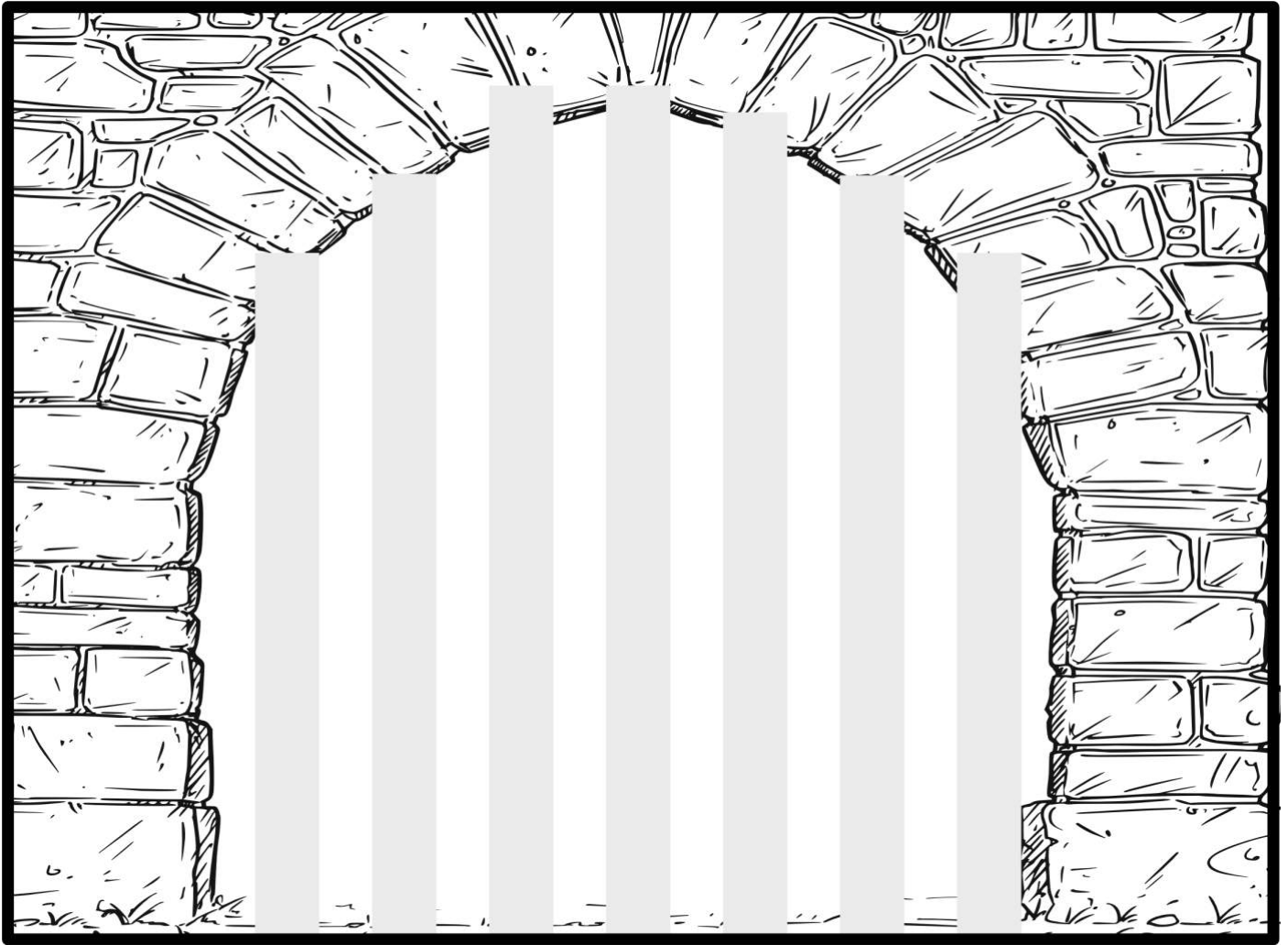
Find the 10 objects




Match the musical notes



Cut and glue the bars onto the prison door



A series of eight horizontal rectangular boxes, each with a thick black border, arranged in a slightly curved pattern. The boxes are empty and intended for text input.



Rejoice in the Lord
always.

Philippians 4:4

Legal Disclaimer and Copyright Notice:

Trueway Kids is provided as a toolkit to aid in teaching children the Bible. As the user of this program, you are fully responsible for adherence to all local laws, regulations, and safety procedures pertaining to your specific setting. It is your responsibility to conduct thorough risk assessments to ensure the safety and well-being of all participants.

By choosing to use this program, you accept and agree to take full responsibility for any and all outcomes resulting from its use. Trueway Kids, disclaim any liability for any damages, losses, or injuries that may arise from the use of this program.

Copyright Notice:

All materials contained within this program are the property of Trueway Kids and are protected by copyright laws. You are welcome to reproduce and use these materials for personal, educational, ministry, or church use only. Any reproduction, retransmission, or republication of all or part of any document found in this program is expressly prohibited, unless Trueway Kids has explicitly granted its prior written consent.

It is not permitted to distribute, modify, transmit, reuse, repost, or use the contents of the program for public or commercial purposes, including the text, images, audio, or video, without the written permission of Trueway Kids.

All copyright and other proprietary notices contained in the original materials must be retained on any copies of the materials. Unauthorized use of any material within the program may violate copyright laws, trademark laws, laws of privacy and publicity, and other regulations and statutes.

Please contact us directly at Trueway Kids for any additional permissions or clarifications.

©Trueway Kids. All rights reserved.