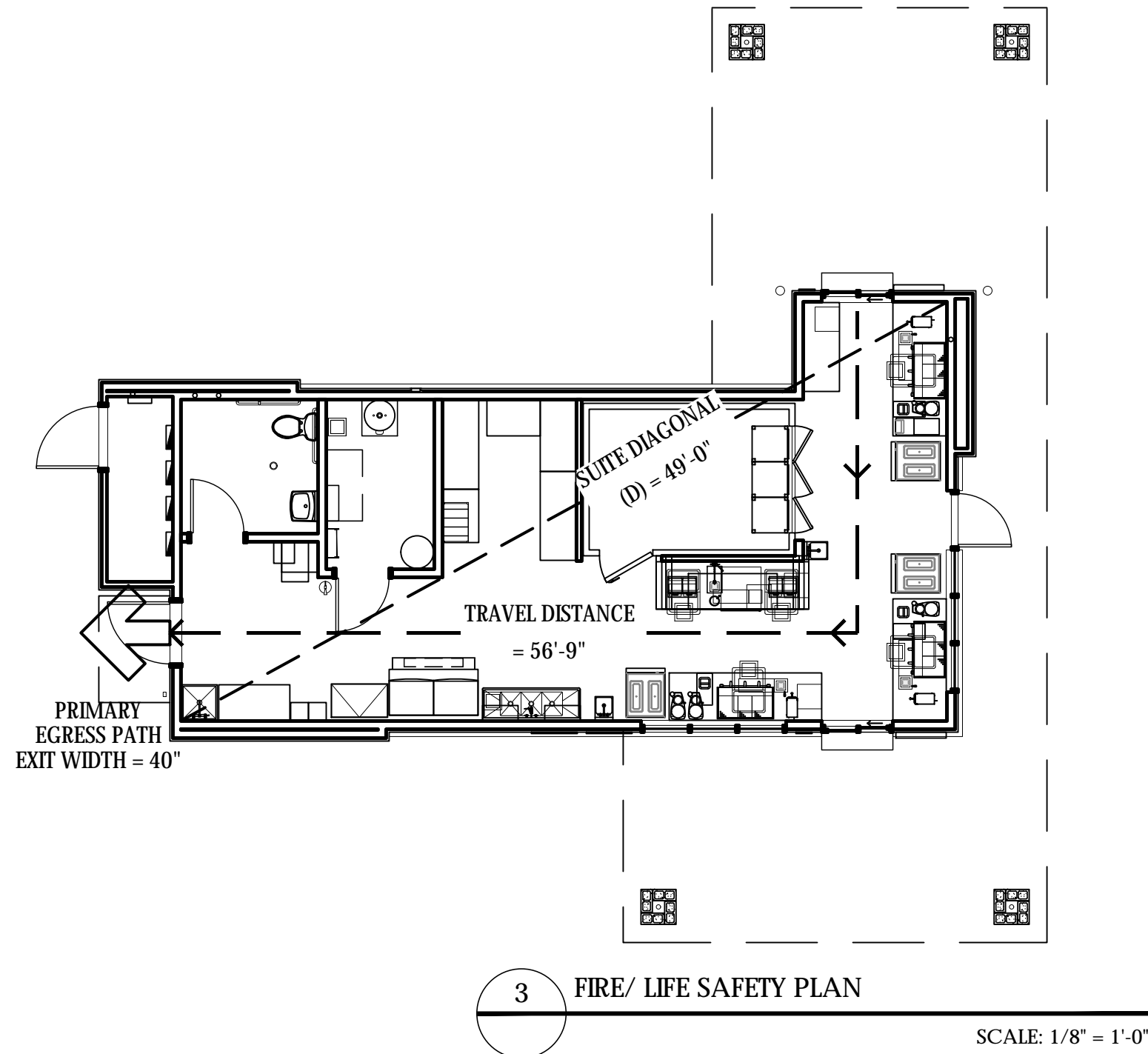


The name DUTCH BROS. and all associated logos, distinctive designs, content, information, and other materials featured, contained herein, and made available by Dutch Bros., including but not limited to, the "look and feel" of the establishments and products, all text, images, colors, configurations and products, illustrations, photographs, and pictures (collectively, the "Materials") are owned by and/or licensed by DB Franchising USA, LLC. All other materials, including but not limited to, the "look and feel" of the establishments and products, all text, images, colors, configurations and products, illustrations, photographs, and pictures (collectively, the "Materials") are owned by and/or licensed by DB Franchising USA, LLC. All other materials, including but not limited to, the "look and feel" of the establishments and products, all text, images, colors, configurations and products, illustrations, photographs, and pictures (collectively, the "Materials") are owned by and/or licensed by DB Franchising USA, LLC.

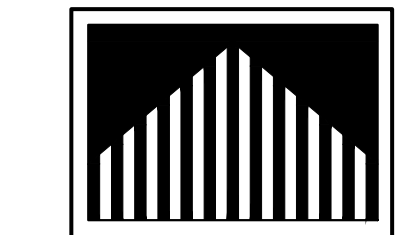
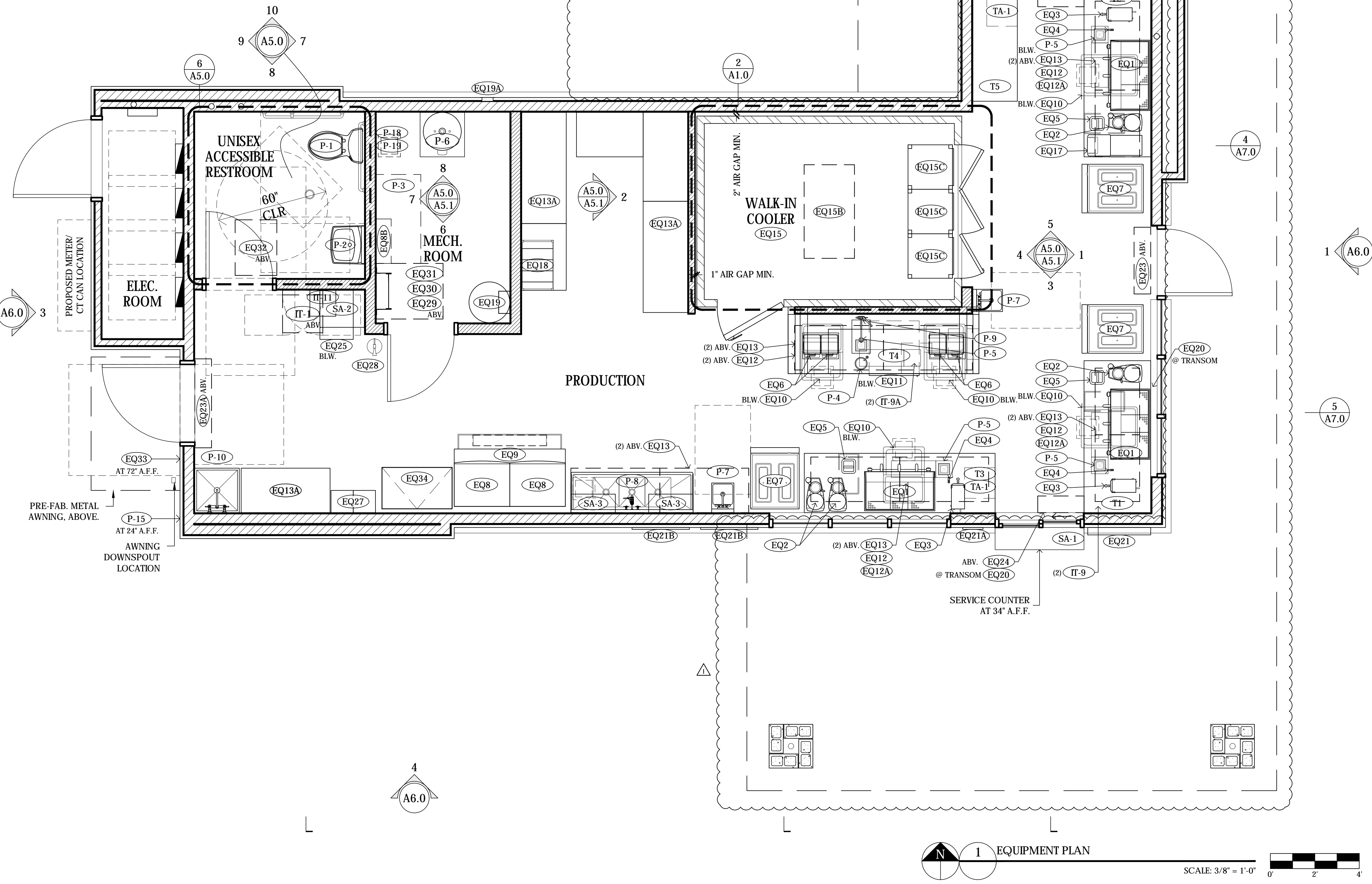
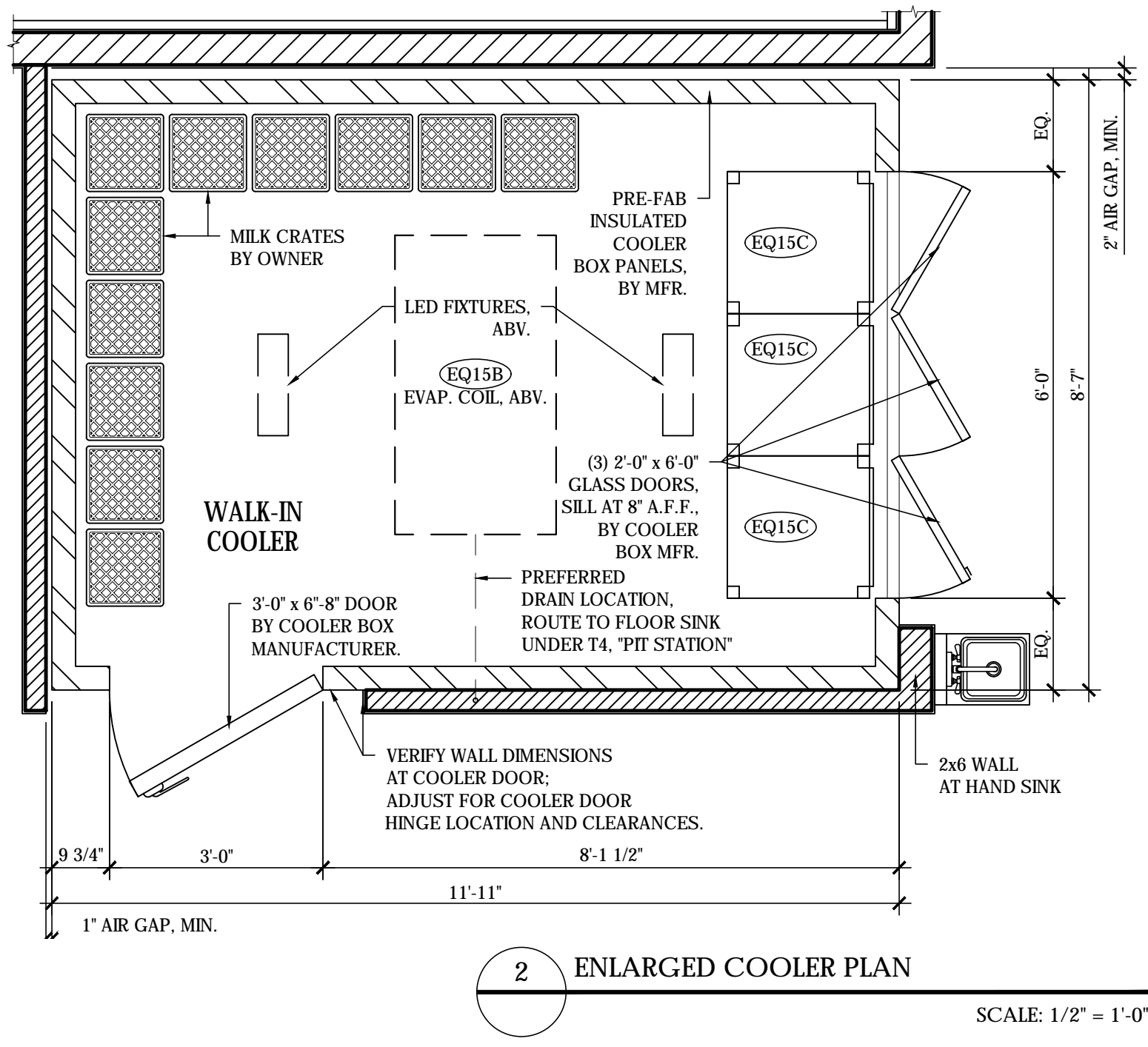


COOLER GENERAL NOTES:

1. COOLER INSULATION VALUES FOR WALLS, CEILING, AND DOORS SHALL BE MIN. R-25
2. AUTOMATIC DOOR CLOSERS SHALL BE PROVIDED THAT FULLY CLOSE WALK-IN DOORS THAT HAVE BEEN CLOSED TO WITHIN 1 INCH OF FULL CLOSURE
3. DOORWAYS SHALL HAVE STRIP DOORS, CURTAINS, SPRING-HINGED DOORS OR OTHER METHOD OF MINIMIZING INFILTRATION WHEN DOORS ARE OPEN

GENERAL NOTES:

1. THIS DRAWING IS FOR EQUIPMENT LAYOUT PURPOSES ONLY. PLEASE SEE FLOOR PLAN FOR FULLY DIMENSIONED PARTITION LOCATIONS AND ASSEMBLIES.
2. NOTE: PLEASE SEE SHEET G1.0, COVER SHEET, FOR CODE SUMMARY, BUILDING DATA AND EXIT ACCESS REQUIREMENTS.
3. G.C. TO VERIFY ALL DIMENSIONS IN THE FIELD BEFORE COMMENCING CONSTRUCTION.
4. ALL FIRE EXTINGUISHERS SHALL BE STATE OF STATE CERTIFIED. ALL FIRE EXTINGUISHERS SHALL BE PROPERLY MOUNTED AT THE HEIGHT REQUIREMENTS OF NO HIGHER THAN 4'-6" A.F.F. TO THE TOP OF THE EXTINGUISHER AND AT LEAST 6" FROM FLOOR TO THE BOTTOM OF EXTINGUISHER. (NFPA 10: 6.1.3.8)
5. ALL PROPERLY MOUNTED FIRE EXTINGUISHERS SHALL NOT EXCEED 75' OF TRAVEL DISTANCE APART. (NFPA 1: 6.1)
6. FIRE EXTINGUISHERS SHALL BE CONSPICUOUSLY LOCATED WHERE THEY ARE READILY ACCESSIBLE AND IMMEDIATELY AVAILABLE IN THE EVENT OF FIRE. (NFPA 10: 6.1.3)
7. FIRE EXTINGUISHERS SHALL BE LOCATED ALONG NORMAL PATHS OF TRAVEL, INCLUDING EXITS FROM AREAS. (NFPA 10: 6.1.3)
8. FIRE EXTINGUISHERS SHALL NOT BE OBSTRUCTED OR OBSCURED FROM VIEW. (NFPA 10: 6.1.3.3)
9. TACTILE SIGNAGE SHALL BE PROVIDED AT ALL EXIT DOORS TO MEET THE FOLLOWING CRITERIA:
A. TACTILE SIGNAGE SHALL BE LOCATED AT EACH EXIT DOOR REQUIRING AN EXIT SIGN;
B. TACTILE SIGNAGE SHALL READ AS FOLLOWS: "EXIT";
C. TACTILE SIGNAGE SHALL COMPLY WITH ICC/ANSI A117.1



Steven D. Pratt,
AIA
Architect

3801 Kirby Dr., Suite 600
Houston, Texas 77006
tel: 713 684 7974
fax: 713 684 9766



EXPIRES: 04.28.2025
Steven D. Pratt, AIA, NCARB
Florida License No.:
AR102401
CDG PROJECT NUMBER:
202202-037

Project No: FL0102

Dutch Bros Coffee - New Freestanding Store
207 South Goldenrod Road
Orlando, Florida 32807
for: Accelerated Acquisitions, LLC
2415 E Camelback Road, Suite 400
Phoenix, Arizona 85016

ISSUED FOR
REVIEW: 03.20.2023

REV.	DATE	DESCRIPTION
△	06.08.23	CANOPY REVISION

SHEET NAME:

EQUIPMENT/ ENLARGED
COOLER/ FIRE-LIFE
SAFETY PLANS

SHEET NUMBER:

A1.0

© 2023 DB Franchising USA, LLC

EQUIPMENT SCHEDULE - DB2550-A2																						
EQUIPMENT INFORMATION								POWER REQUIREMENTS				PLUMBING REQUIREMENTS						NOTES				
	ID TAG	EQUIPMENT DESCRIPTION	PROVIDED BY	INSTALLED BY	QUANTITY	MANUFACTURER	MODEL NUMBER	COLOR/ OPTIONS	VOLTS	PHASE	AMPS	CONNECTION TYPE	WATER TYPE	WATER TEMP	CONNECTION TYPE	CONNECTION SIZE	PSI	DRAIN REQUIREMENTS	DBC: DUTCH BROS COFFEE PARTS KES: KITCHEN EQUIPMENT SUPPLIER EC: ELECTRICAL CONTRACTOR IT: IT TECHNICIAN	GC: GENERAL CONTRACTOR PC: PLUMBING CONTRACTOR MC: MECHANICAL CONTRACTOR		
"WORKSTATION"	EQ1	ESPRESSO MACHINE	DBC	KES/ EC/ PC	3	LA MARZOCCO	LINEA PB	STAINLESS	208-240	1 PH	50A	208-240V/ 1 PH/ WIRED 10-50P; NEMA 10-50R PLUG - PLUG PROVIDE BY DBC	FILTERED	COLD	MALE COMPRESSION S/O	3/8" MIN.	45	3/4" FLEX DRAIN LINE	INSTALL PLUG END ON CORD & PLUG INTO OUTLET; INSTALL FILTERED COLD WATER LINE WITH BRAIDED FLEX HOSE TO MACHINE; INSTALL FLEXIBLE DRAIN INTO RIGID DRAIN PROVIDED BY PC. THE "MIDDLE TOE" OF THE OUTLET IS TO POINT DOWN.			
	EQ2	GRINDER	DBC	KES	5	MAZZER	MAJOR	DARK GRAY	120		5.4A	NEMA 5-20	-	-	-	-	-	-	UNBOX, SET ON COUNTER AND PLUG INTO OUTLET			
	EQ3	HOT WATER DISPENSER	DBC	KES/ EC/ PC	3	BUNN	43600.0026-H5X	STAINLESS/ BLACK	120V	1 PH	15.4A	NEMA5-20	FILTERED	COLD	MALE	1/4"						
	EQ4	GLASS FILLER	KES	PC	3	FISHER	59099	STAINLESS	-	-	-	-	FILTERED	COLD	MALE	1/2" NPT	60 PSI	-	MOUNT @ RAPID RINSE STATION WELL			
	EQ5	TRASH CAN	DBC	GC	3	RUBBERMAID	SLIM JIM	BLACK	-	-	-	-	-	-	-	-	-	-	TRASH CAN LOCATED UNDER KNOCK BOX CHUTE FOR COFFEE GROUND.			
	EQ6	BLENDER	DBC	GC	4	BLENDETEC	STEALTH 885	BLACK	120	-	15A	NEMA 5-20	-	-	-	-	-	-	COUNTER TOP OPTON			
	EQ7	FROZEN BEVERAGE MACHINE	DBC	3RD PARTY	3	TAYLOR	342	STAINLESS	(2) 208	-	16A	NEMA L6-20R	-	-	-	-	-	-	TAYLOR TO PROVIDE INSTALL; GC/ EC TO COORDINATE. TWO (2) TWIST LOCK OUTLETS NEED FOR EACH MACHINE			
	EQ7A	FROZEN BEVERAGE MACHINE - ALTERNATE	DBC	3RD PARTY	3	SPACEMAN	6795-C	STAINLESS	208-230	1 PH	30A	NEMA L6-30	-	-	-	-	-	-	ALTERNATE SPEC - SPACEMAN TO PROVIDE INSTALL; GC/ EC TO COORDINATE SINGLE (1) TWIST LOCK RECEPTACLES PER MACHINE			
	EQ8	ICE MACHINE	KES	KES/ PC/ EC	1 TOTAL + 1 OPTIONAL	MANITOWOC	IYF-2100C	STAINLESS	120	1PH	1.1A	NEMA 5-20	FILTERED	COLD	-	3/8"		3/4"	INSTALLATION BY APPROVED MANITOWOC CONTRACTOR TO BE HIRED BY GC. PLUMBER TO CONNECT BRAIDED WATERLINE AND 3/4" DRAIN OFF OF ICE CUBER AND PIPE DOWN TO FLOOR SINK BELOW ICE BIN. PLUG INTO 120V OUTLET. NOTE: PC AND EC TO PROVIDE ADDITIONAL OUTLET AND WATERLINE STOP FOR FUTURE 2ND ICE MACHINE			
	EQ8A	ICE MACHINE COND.	KES	KES/ EC	1 TOTAL + 1 OPTIONAL	MANITOWOC	CVDF2100	STAINLESS	208-230/ 60	3PH	30.0A	-	-	-	-	-	-	-	MOUNTED ON ROOF.			
	EQ8B	ICE MACHINE WATER FILTRATION	DBC	GC/ PC	1	EVERPURE COLDDRINK/ INSURICE TWIN MANIFOLD w/ 20" PREFILTER	EV9293-22	-	-	-	-	-	-	COLD	-	3/4"	-	-	COORD. STUB OUT LOCATION w/ ICE MACHINE; REFERENCE INTERIOR ELEVATIONS			
	EQ9	ICE STORAGE BIN	KES	KES	1	FOLLET	DEV1650SG-60-ICS125	STAINLESS/ GRAY	-	-	-	-	-	-	-	-	-	-	PIPE DRAIN INTO NEAREST FLOOR SINK			
	EQ10	ICE CADDY	KES	KES	5 + 1 OPTIONAL	IRP	ICE CADDY 100	BLACK	-	-	-	-	-	-	-	-	-	-	ICE CADDY SHALL DRAIN TO FLOOR SINK BELOW			
	EQ11	27" UNDER COUNTER REFRIGERATOR	KES	KES	1	BEVERAGE-AIR	UCR27HC	STAINLESS	115	1PH	2.0A	NEMA 5-15	STAINLESS	-	-	-	-	-	FOR TABLES w/ 36" DEPTH. SEE TABLE 5. SPECIFY ON ORDER: 2-3/4" CASTERS, LOW PROFILE IN LIEU OF 6" STANDARD.			
	EQ12	CUP DISPENSER	DBC	KES	25	DISPENSE RITE	PL-CT-4BT	BLACK	-	-	-	-	-	-	-	-	-	-	ATTACH TO BOTTOM OF HANGING SHELVES W/ SS BRACKET			
	EQ12A	CUP DISPENSER	DBC	KES		DISPENSE RITE	PL-CT-5BT	BLACK	-	-	-	-	-	-	-	-	-	-	ATTACH TO BOTTOM OF HANGING SHELVES W/ SS BRACKET			
	EQ13	UNISTRUT & ALL-THREAD (ABOVE ACT)	GC	GC	-	-	-	-	-	-	-	-	-	-	-	-	-	-	-	GC TO INSTALL UNISTRUT & ALL-THREAD, ABOVE ACT W/ ALL NECESSARY HARDWARE; REFERENCE DETAIL 8/A3.0		
		UNISTRUT (BELOW ACT)	GC	GC	-	-	-	-	-	-	-	-	-	-	-	-	-	-	-	GC TO INSTALL UNISTRUT BELOW ACT; PAINTED TO MATCH SHELVING; REFERENCE DETAIL 8/A3.0		
		CEILING MOUNTED SHELIVING (48"x24")	KES	KES	28	ULINE	H-3187BL	BLACK	-	-	-	-	-	-	-	-	-	-	-			
		CEILING MOUNTED SHELIVING (36"x24")	KES	KES	6	ULINE	H-3186	BLACK	-	-	-	-	-	-	-	-	-	-	-	-		
		CEILING MOUNTED POSTS (54")	KES	KES	48	ULINE	H-6795BL	BLACK	-	-	-	-	-	-	-	-	-	-	-	48"x24" & 36"x24" SHELIVING - HUNG: - KES TO INSTALL (2) SETS OF CEILING HUNG SHELVES OVER EACH STAINLESS COUNTER AND 3-COMP SINK PER SHELIVING PLAN. - ATTACH TO PAINTED UNISTRUT AND HANG ALL-THREAD FROM TOP OF UNISTRUT THROUGH BOTTOM OF SHELIVING POST SECURED W/ FENDER WASHERS AND BOLTS. EXTRA ALL THREAD AT BOTTOM OF POST TO BE CUT OFF AND FILED SMOOTH. - REFERENCE DETAIL 8/A3.0		
		CEILING MOUNTED SHELF LINERS (48"x24")	KES	KES	28	ULINE	H-2440	CLEAR	-	-	-	-	-	-	-	-	-	-	-	-		
		CEILING MOUNTED SHELF LINERS (36"x24")	KES	KES	6	ULINE	H-2439	CLEAR	-	-	-	-	-	-	-	-	-	-	-	-		
		CEILING MOUNTED SHELIVING DIVIDERS (24"x8")	KES	KES	TBD BY OWNER	ULINE	H-1761BL	BLACK	-	-	-	-	-	-	-	-	-	-	-	-		
	EQ13A	STANDING SHELIVING (24"x48")	KES	KES	2	CAMBRO	ESU244884S5580	BRUSHED GRAPHITE	-	-	-	-	-	-	-	-	-	-	-	24"x48"x84" & 24"x36"x84" STANDING SHELVES; REFERENCE PLAN.		
		STANDING SHELIVING (24"x36")	KES	KES	1	CAMBRO	ESU243684S5580	BRUSHED GRAPHITE	-	-	-	-	-	-	-	-	-	-	-	ADDITIONAL HARDWARE: - (4) CAMBRO - EDS24H6580 - (8) CAMBRO - CSWF - (1) CAMBRO - ECC10580		
		STANDING SHELIVING (24"x36")	KES	KES	1	CAMBRO	EA243684S5580	BRUSHED GRAPHITE	-	-	-	-	-	-	-	-	-	-	-	-		
		STANDING SHELF LINERS (48"x24")	KES	KES	1	CAMBRO	ESK2436S5580	BRUSHED GRAPHITE	-	-	-	-	-	-	-	-	-	-	-	-		
	EQ14	WALL MOUNTED DRINK SPEED RAILS	OWNER	OWNER	3	SAN JAMAR	B5522	STAINLESS	-	-	-	-	-	-	-	-	-	-	-	STAINLESS STEEL SPEED RAIL (31-1/8"x4-1/8"x6")		
	EQ15	WALK-IN COOLER BOX	KES	GC/ PC/ EC	1	REFRIGERATION CONTRACTORS	CUSTOM	WHITE	-	-	-	-	-	-	-	-	-	-	-	CUSTOM WALK-IN BOX WITH GLASS DOORS AND ALUMINUM COVE BASE. GC'S REFRIGERATION CONTRACTOR TO SET BOX IN URETHANE SEALANT ON TOP OF QUARRY TILE FLOOR AND INSTALL ALUMINUM COVE BASE AROUND INSIDE AND OUTSIDE PERIMETER OF BOX AT FLOOR. REFRIGERATION SUB ALSO TO INSTALL VERTICAL CLOSURE STRIPS BETWEEN THE WALK-IN COOLER AND THE ADJACENT WALLS AND BETWEEN WALK-IN COOLER CEILING AND BUILDING WALLS IF REQUIRED BY LOCAL HEALTH DEPARTMENT. PROVIDE WALK-IN COOLER (ANTHONY DOORS) DOOR CIRCUIT.		
	EQ15A	WALK-IN COOLER COND.	KES	KES/ GC/ PC/ EC	1	HEATCRAFT	MOZ015M63	PER MFR.	208/230	3PH	RLA-8.7A LRA-58A	-	-	-	-	-	-	-	-	INSTALLED ON ROOF.		
	EQ15B	WALK-IN COOLER EVAP. COIL	KES	KES/ GC/ PC/ EC	1	HEATCRAFT	ULA132	PER MFR.	115/ 60	1PH	3.6A	-	-	-	-	-	-	-	-	INSTALLED IN WALK-IN COOLER, REFERENCE PLAN; VERIFY W/ OWNER		
	EQ15C	WALK-IN COOLER SHELIVING	KES	GC	3 SETS	ANTHONY	-	-	-	-	-	-	-	-	-	-	-	-	-	REFERENCE ENLARGED COOLER PLAN		
	EQ17	REBEL TAP SYSTEM	KES	KES/ GC/ PC/ EC	1	LANCER	CED 400	GRAY	115/60	-	-	-	NEMA 5-15	FILTERED	COLD	MALE	3/8"	-	3/4" FLEX DRAIN LINE	REQUIRES FILTERED WATER, BAG-IN-BOX, GAS REGULATORS AND TUBING CONNECTIONS		
	EQ18	BAG-IN-BOX RACK	KES	KES/ GC	1	APEX BEVERAGE EQUIPMENT DISTRIBUTION	27" WIDE	BLACK	-	-	-	-	-	-	-	-	-	-	-	BAG-IN-BOX RACK; LOCATED IN DRY STORAGE; PROVIDE ALL NECESSARY TUBING CONNECTIONS		
	EQ19	BULK TANK	KES	KES/ GC	1	CO2 TANK	550 LB.	-	-	-	-	-	-	-	-	-	-	-	-	PROVIDE WITH MONITORING SYSTEM AND SECURE TO WALL PER MFR. RECOMMENDATIONS		
	EQ19A	BULT TANK FILL BOX	KES	KES/ GC	1	CO2 TANK FILL BOX	FLUSH MOUNT	PER MFR.	-	-	-	-	-	-	-	-	-	-	-	6"x6"x2" FLUSH MOUNTED AT 48" A.F.F.; PROVIDE ALL NECESSARY TUBING CONNECTIONS		
	EQ20	"OPEN" SIGN	DBC	GC	3	ES&A CO.	TBD	PER MFR.	-	-	-	-	-	-	-	-	-	-	-	CENTER ON WINDOWS, ON SWITCHED OUTLET, REFERENCE ELEVATIONS		
	EQ21	MENU BOARDS	DBC	GC	5	ES&A CO.	TBD	PER MFR.	-	-	-	-	-	-	-	-	-	-	-	COORD. W/ ARCHITECTURAL ELEVATIONS		
	EQ21A	"GOODIES" MENU	DBC	GC	2	TBD	TBD	PER MFR.	-	-	-	-	-	-	-	-	-	-	-	COORD. W/ ARCHITECTURAL ELEVATIONS		
	EQ21B	SNAP FRAMES	DBC	GC	2	TBD	TBD	PER MFR.	-	-	-	-	-	-	-	-	-	-	-	COORD. W/ ARCHITECTURAL ELEVATIONS		
	EQ22	BOLLARD COVER	DBC	GC	2	IDEAL SHIELD	7" COVER	BLUE W/ LOGO	-	-	-	-	-	-	-	-	-	-	-			
"HOUSE"	EQ23	42" WALL MOUNTED AIR CURTAIN	GC	GC	1	BERNER/ QUIKSERV	SANITATION CERTIFIED LOW PROFILE 7 - 42"	WHITE	120/1/60	1PH	3.4A	-	-	-	-	-	-	-	-	QUIKSERV AIR CURTAIN, 42", MOUNT 2" ABOVE DOOR FRAME		
	EQ23A	48" WALL MOUNTED AIR CURTAIN	GC	GC	1	BERNER/ QUIKSERV	SANITATION CERTIFIED LOW PROFILE 7 - 48"	WHITE	120/1/60	1PH	3.4A	-	-	-	-	-	-	-	-	QUIKSERV AIR CURTAIN, 48", MOUNT 2" ABOVE DOOR FRAME		
	EQ24	25" AIR CURTAIN - SERVICE WINDOW	GC	GC	2	BERNER/ QUIKSERV	QSK1025AA-BK	BLACK	120	1PH	3.4A	-	-	-	-	-	-	-	QUIKSERV AIR CURTAIN, 25" MOUNT DIRECTLY ABOVE SERVICE WINDOW PER MRF. RECOMMENDATIONS			
	EQ25	SAFE	MFR. TECH.	MFR. TECH.	1	LOOMIS	TITAN DUAL-STD	BLACK	120	-	-	-	-	-	-	-	-	-	-	PROVIDE DEDICATED RECEPTACLE; INSTALLED BY LOOMIS TECHNICIAN		
	EQ27	EMPLOYEE LOCKERS	KES	-	2	ULINE	H-6735AGR (12x12x72")	GRAY	-	-	-	-	-	-	-	-	-	-	-			
	EQ28	FIRE EXTINGUISHER	GC	GC	1	ULINE	S-9873	RED	-	-	-	-	-	-	-	-	-	-	-	UL RATING 2A:10B:C		
	EQ29	FIXED ROOF ACCESS LADDER	GC	GC	1	TRI-ARC	WLF50116	GRAY	-	-	-	-	-	-	-	-	-	-	-	STEEL, 15' LADDER W/ 16 STEPS; TOP EXIT		
	EQ30	LADDER SAFETY POST	GC	GC	1	BILCO	LU-1	YELLOW	-	-	-	-	-	-	-	-	-	-	-	YELLOW POWDER COATED STEEL LADDER SAFETY POST		
	EQ31	ROOF HATCH	GC	GC	1	BILCO	SINGLE LEAF SCUTTLE TYPE S-20	RED OXIDE PRIME FINISH	-	-	-	-	-	-	-	-	-	-	-	ROOF HATCH 3'-0"x2'-6" - PRE-ASSEMBLED. SINGLE LEAF INSULATED PAINT BOND ROOF SCUTTLE EQUAL TO BILCO TYPE S ROOF HATCH PROVIDE INTERIOR PADLOCK GIVE KEYS TO CONSTRUCTION PROJECT MANAGER		
	EQ32	ATTIC ACCESS PANEL	GC	GC	1	BEST ACCESS DOORS	BA-CTR-22x30	WHITE	-	-	-	-	-	-	-	-	-	-	-	ACCESS DOOR W/ HIDDEN FLANGE FOR ALL SURFACE TYPES; PROVIDE KEYED LATCH		
	EQ33	KEY LOCK BOX	GC	GC	1	KNOX	KNOXBOX 3200	BLACK	-	-	-	-	-	-	-	-	-	-	-	SURFACE MOUNTED AT 72" A.F.F. AT REAR DOOR		
	EQ34	"HUG" FREEZER	DBC	GC	1	KELVINATOR	738089 (KCCF073WS)	WHITE	115	1PH	1.0A	NEMA 5-15	-	-	-	-	-	-	-	FREEZER FOR "HUG" VESTS; TO BE INCLUDED IN CLIMATE ZONES 1-5		



Steven D. Pratt,
AIA
Architect

3801 Kirby Dr., Suite 600
Houston, Texas 77006
Tel: 713 684 7974
Fax: 713 684 9768



EXPIRES: 04.28.2025
Steven D. Pratt, AIA, NCARB
Florida License No.: AR102401
CDG PROJECT NUMBER: 202202-037

Project No: FL0102

Dutch Bros Coffee - New Freestanding Store
South Goldenrod
Orlando, Florida
for: Accelerated Aquisitions, LLC
2415 E Camelback Road, Suite 400
Phoenix, Arizona 85016

DB2550-A2

ISSUED FOR REVIEW: 03.20.2023

REV.	DATE:	DESCRIPTION:

SHEET NAME:

EQUIPMENT SCHEDULE

SHEET NUMBER:

A1.1

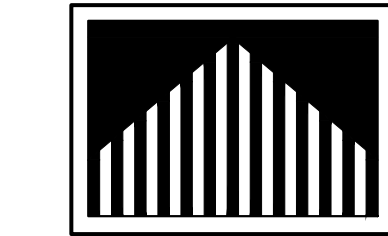
The name DUTCH BROS. and all associated logos, distinctive designs, content, information, and other materials featured, contained herein, and made available by Dutch Bros., including but not limited to, the "look and feel" of the establishments and products, all text, images, colors, configurations, graphics, designs, illustrations, photographs, and pictures (collectively, the "Materials") are owned by and/or licensed by DB Franchising USA, LLC. All other trademarks, trade names, logos, distinctive designs, content, information, and other materials featured, contained herein, and made available by the Franchisee, including but not limited to, the "look and feel" of the establishments and products, all text, images, colors, configurations, graphics, designs, illustrations, photographs, and pictures (collectively, the "Materials") are owned by and/or licensed by the Franchisee. All other trademarks, trade names, logos, distinctive designs, content, information, and other materials featured, contained herein, and made available by the Franchisee, including but not limited to, the "look and feel" of the establishments and products, all text, images, colors, configurations, graphics, designs, illustrations, photographs, and pictures (collectively, the "Materials") are owned by and/or licensed by the Franchisee.

IT SCHEDULE					
ID TAG	DESCRIPTION	MANUFACTURER	MODEL	QTY	REMARKS
IT-1	LOW VOLTAGE RACK	STRONG	SR-WMS-12U	1	PROVIDE BLOCKING & MOUNT TOP OF UNIT 3" BELOW SUSP. CEILING; REQUIRES TECH RACK FAN KIT
	TECH RACK FAN KIT	-	-	1	-
	BACK-UP BATTERY	APC	SC 450VA	1	PLACED INSIDE THE LOW VOLTAGE RACK
	RACK SHELF	PANDUIT	-	2	-
	SURGE PROTECTOR	WATTBOX	LIGHTED SURGE PROTECTOR	1	-
IT-2	AUDIO EQUIPMENT	TBD	TBD	-	LOCATED IN LOW VOLTAGE RACK
IT-3	IT EQUIPMENT	TBD	TBD	-	LOCATED IN LOW VOLTAGE RACK
IT-4	AMP	SONOS	TBD	2	(1) AMP FOR INTERIOR SPEAKERS; (1) AMP FOR EXTERIOR SPEAKERS
IT-5	SPEAKER - CEILING MOUNTED	SONOS	IN-CEILING BY SONANCE	2	SEE PLAN FOR LOCATION
IT-6	SPEAKER - EXTERIOR MOUNTED	SONOS	OUTDOOR BY SONANCE	2	SEE PLAN FOR LOCATION
IT-7	NOT USED	-	-	-	-
IT-8	IPAD 10.2"	APPLE	IPAD 10.2"	5	IPAD 10.2" REQUIRE SCREEN PROTECTOR (2PK)
IT-8A	IPAD MINI	APPLE	IPAD MINI	11	-
IT-8B	IPOD TOUCH	APPLE	IPOD TOUCH	1	REQUIRES OTTERBOX CASE
IT-9	IPAD ADJUSTABLE ARM WALL MOUNT	THE JOY FACTORY	-	5	-
IT-9A	IPAD CLAMP MOUNT	THE JOY FACTORY	-	2	-
IT-9B	IPAD MAGNETIC MOUNT	THE JOY FACTORY	-	3	-
IT-10	IPAD TABLET MOUNT	MAGCONNECT	UNIVERSAL TABLET MODULE	5	-
IT-11	IPAD CHARGING CABINET	LUXOR	LTTMWV16-G	1	16 TABLET CHARGING LOCKER; HORIZONTAL POWER CHARGING STRIP W/ PADDED INTERIOR AND RUBBER-COATED DIVIDERS AND 10' CORD
IT-12	3.5MM TO 2-MALE RCA ADAPTER	-	-	1	-
IT-13	POS SYSTEM	-	-	1	-
IT-14	CASH DRAWER PRINTER	APG	-	2	WIRELESS
IT-15	5' CAT-5E CABLE	-	-	1	-
IT-16	PAYPAL READER BUNDLE	-	-	6	PAYPAL READER BUNDLE - CHIP & TAP W/ CHARGING STATION
IT-17	SECURITY MONITOR	TBD	TBD	1	VERIFY LOCATION W/ DBC
IT-18	OUTDOOR AP	CISCO - MERAKI	MR74	1	VERIFY FINAL LOCATION W/ LOW VOLTAGE VENDOR

STAINLESS STEEL PACKAGE - DB2550-A2							
ID TAG:	DESCRIPTION:	QTY:	PROVIDED:	INSTALLED:	MFR:	MODEL:	REMARKS:
WORKSTATIONS:							
T1	82"Wx36"Lx34"H	1	KES	KES	KES	CUSTOM/ 14 ga. STAINLESS STEEL	WALK-UP WINDOW TABLE; SECURE TO WALL & SEAL W/ GRAY SILICONE. RAPID RINSE STATION SINK, KNOCK BOX & DIPPER WELL BUILT-IN.
T2	90"Wx36"Lx34"H	1	KES	KES	KES	CUSTOM/ 14 ga. STAINLESS STEEL	DRIVE-THRU WINDOW TABLE; SECURE TO WALL & SEAL W/ GRAY SILICONE. RAPID RISE STATION SINK & KNOCK BOX BUILT-IN
T3	103"Wx32"Lx34"H	1	KES	KES	KES	CUSTOM/ 14 ga. STAINLESS STEEL	WALK-UP WINDOW TABLE; CASH DRAWER FACING T1; SECURE TO WALL & SEAL W/ GRAY SILICONE. RAPID RINSE STATION SINK & KNOCK BOX BUILT-IN
T4	96"Wx32"Lx34"H	1	KES	KES	KES	CUSTOM/ 14 ga. STAINLESS STEEL	"PIT STATION" TABLE; SECURE TO WALL & SEAL W/ GRAY SILICONE. (2) 19"x14"x3" DRAIN PANS, 10"x18"x4" RAPID RINSE SINK w/ SPLASH GUARD & DIPPER WELL BUILT-IN
T5	60"Wx24"Lx34"H	1	KES	KES	KES	CUSTOM/ 14 ga. STAINLESS STEEL	DRIVE-THRU WINDOW CASH DRAWER TABLE W/ SHELF; SECURE TO WALL & SEAL W/ GRAY SILICONE
WORKSTATION ACCESSORIES							
TA-10	CASH DRAWER	2	KES	KES	APG	VB320-BL1616	PROVIDE w/ CASH DRAWER CHANNEL
TA-11	KNOCK BOX	4	KES	KES	KES	CUSTOM	14 ga., STAINLESS, BUILT INTO WORKSTATION. KNOCK BOX CROSS BAR - 7/16" DIA. THROUGH BOLT w/ NYLOCK WINGNUT BAR 5/14"x1-1/2" RUBBER INSERT ROUND. PROVIDE TRASH CAN BELOW
TA-12	UTILITY CHASE	1	KES	KES	KES	CUSTOM	4"x2" w/ 1" WINGS UTILITY CHASE; TO BE PROVIDED w/ FLANGE
SHELVES							
SA-1	SERVICE WINDOW SHELVES	2	KES	KES	KES	CUSTOM	14 ga., 48"x12"x4" (BRACKET HEIGHT PER EXTERIOR FINISH); WALK-UP & DRIVE-THRU VERSIONS; INSTALL AT 34" MAX. A.F.F.
SA-2	MANAGER'S DESK	1	KES	KES	KES	CUSTOM	14 ga., 24"x20"x12", INSTALL AT 34" MAX. A.F.F.
SA-3	SHELVES	2	DBC	KES	KES	CUSTOM	14 ga., 24"x10"x8", INSTALL OVER 3-COMP SINK
SA-4	CUP DISPENSER BRACKETS	-	KES	KES	KES	CUSTOM	4-CUP & 5-CUP MODELS; INSTALLED PER PLAN & ELEVATIONS


LIGHTING SCHEDULE				
CONTRACTOR TO PROVIDE UNLESS NOTED OTHERWISE				
SUBSTITUTIONS ARE NOT ALLOWED AND VALUE ENGINEERING WILL NOT BE CONSIDERED. NO EXCEPTIONS				
ID TAG	FIXTURE DESCRIPTION	MFR	MODEL	REMARKS
L2	GRID LED, 2' x 2', ACRYLIC LENS	COOPER	22FP3240C	2x2 FLAT PANEL, LAY-IN GRID CEILING, FROSTED LENS, LED 39.2W, 3333LM, 4000K
L2E	GRID LED, 2' x 2', ACRYLIC LENS	COOPER	22FP3240C	2x2 FLAT PANEL, LAY-IN GRID CEILING, FROSTED LENS, LED 39.2W, 3333LM, 4000K, w/ 15W EMERGENCY BATTERY PACK
L3	LED ROUND @ RESTROOM & MECHANICAL ROOM	NUVO	62-1191 - 26W/ LED/ 15" RND/ FLUSH/ 3000K/ WH, 120V DIMMABLE	15" DIA SURFACE J-BOX MOUNTED LED MILK-WHITE DIFFUSER, ROUND WHITE TRIM, 26W, 2000LM, 3000K
L4	EXTERIOR SCONCE w/ BLUE FILTER	LIGMAN	UMT-31416-DBNA / 14/14W-N-W40-02-120/227V	14/14W; NARROW BEAM; 40W, 4000K, DARK GRAY, 120/227V; TO BE USED AT CANOPY COLUMNS ONLY W/ BLUE FILTER. VERIFY BEAM DIRECTIONS W/ OWNER. BOT. OF FIXTURE AT 8'-0" A.F.F.
L5	LED STRIP LIGHTING @ PARAPET 2	LEKTRON	LASER, 120-277 VAC, 24 VDC (PHILLIPS ADVANCE), 1.50W/ FT., DIMMABLE	BLUE LED STRIP LIGHTING AT PERIMETER OF PARAPET 2, REMOTE DRIVER INDOOR/ OUTDOOR RATED, LOCATE INSIDE OF BUILDING IN ACCESSIBLE LOCATION, USE TRANSFORMER SIZES PER RUNS/ WIRING GROUPS. MAX. RUN LENGTH IS 48'-0"
L6	WALL PACK	RAB	WPLED-26-Y-/ESP, MV, NON-DIM	EXTERIOR DECORATIVE WALLPACK. APPROX. 26W, 3300LM, 3000K, W/ EMERGENCY BACK UP; NO MOTION SENSOR OR PHOTOCCELL
L7	LED STRIP LIGHTING @ AWNINGS	SELF ELECTRONICS	CROWN-7040K110-S-SSP MV, 0-10V, DIM	6' WET LOCATION LINKABLE CUSTOM BATTEN STRIP, LED, HIGH-OUTPUT, 60W, 6300LM, 4000K, INTEGRAL DRIVER, AWNING MOUNTED AT 10'-6"; 1 ROW PER AWNING, ANGLED TO WASH WALL
L8	LIGHT FIXTURE @ ELECTRICAL ROOM	NUVO	65-226, 20W, 100-277V, 5000K, NOM-DIM	CEILING MOUNTED VAPOR PROOF FIXTURE, W/ GUARD; GRAY, LED, 1800LM, 5000K, WET LOCATION LISTED
L9	FRAMED CANOPY SOFFIT LIGHTS	DMF	DRD5S-4-R-07-9-30 / DRDH-N-JO-KH MV, 120V, NON DIM	USED ONLY FOR APPLICATIONS REQUIRING SURFACE CEILING MOUNTED LIGHTS. RECESSED OCTAGONAL 2" HT. J-BOX HOUSING W/ SURFACE DOWNLIGHT; 4.75" DIAMETER, 9/16" DEEP, WHITE, LED, 750LM, 3000K, WET LISTED
P	POLE LIGHTING - SINGLE	NLS	NV-1-T4-64LSP-1-40K-UNV-ASA-BRZ OR T4-48, IF 156W NEEDED. ADD "FSIR-100" FOR CALIFORNIA (<24) OR WHERE MOTION SENSORS REQUIRED PER CODE OR SIMPLY DESIRED. ADD HSS IF HOUSE SIDE SHIELD IS REQUIRED. POLE IS NLS SSP17-4S-11G-9BC-SGL-BRZ-34 30-CL, MV	SITE POLE HEAD, LED, 205W, 23000LM, (OR 156W, 19000LM, IF LOWER WATTAGE REQUIRED), 4000K, DARK BRONZE, TYPE IV DISTRIBUTION, W/ 17'-6" POLE (VERIFY FOR EACH SITE), 4" SQUARE STRAIGHT 11GA STEEL, INCLUDES ANCHOR BOLTS, DARK BRONZE, BOLTS 12" BOLT CIRCLE 3/4" DIA. X 30" LONG. VERIFY PER LOCAL REQUIREMENTS PRIOR TO ORDERING - POLE LENGTH, WATTAGE/LUMENS, KELVIN LIGHT TEMPERATURE, TYPE DISTRIBUTION, MOUNTING CONFIGURATION - SINGLE/DOUBLE AND COLOR. HEAD BRACKET HOLES ARE FACTORY PRE-DRILLED GIVEN AVAILABLE LEAD TIME, CUT AND DRILL IN FIELD IF REQUIRE SHORTENED, VERIFY HEIGHT AND COLOR WHEN ORDERING
P2	POLE LIGHTING - DOUBLE	NLS	SAME AS TYPE P - 2 HEADS @ 180°	
P4	POLE LIGHTING - QUAD	NLS	SAME AS TYPE P - 4 HEADS @ 90°	
X	EXIT SIGN	BEST	EZXTEU2RWEM MV, NON DIM, 4W	EXIT, SELF POWERED, SINGLE/DOUBLE FACE, UNIVERSAL MOUNT, LED, RED ON WHITE, VERIFY COLORS
EXM	EXIT SIGN W/ HEADS	BEST	CXTEU-2-R-W MV, NON DIM, 12W (NOT USED ON EVERY LOCATION)	UNIVERSAL, SELF-POWERED, WHITE EXIT, RED ON WHITE/ EM COMBO W/ (2) 5.4W HEADS
EM	EMERGENCY LIGHT	BEST	LEDRX-5HL MV, NON DIM, 4W	EMERGENCY LIGHT, WHITE, BRIGHT (2) 1.7 W LED
CONT	SUPPLIED BY EC	-	-	CONTROLS. PANEL BASED CIRCUITING WITH TIMER CONTROL, PC CONTROL AND SENSORS WHERE REQUIRED BY CODE
PURCHASING: THE ABOVE LIGHTING MATERIAL IS TO BE PURCHASED AS A 'LIGHTING PACKAGE' FROM DUTCH BROS COFFEE'S NATIONAL ACCOUNTS FROM THE REQUIRED LIGHTING VENDORS LISTED BELOW; MADE AVAILABLE TO FRANCHISEES AND THEIR CONTRACTORS AT ESTABLISHED DISCOUNTED PRICING, USED FROM NEGOTIATED STOCK INVENTORIED PRODUCT COMMITTED TO, AND OBLIGATED FOR USE BY DUTCH BROS COFFEE. FOR QUOTATION, ORDER PLACEMENT AND DELIVERY. IF ANYTHING OTHER THAT ABOVE IS INSTALLED WITHOUT EXPRESSED WRITTEN CONSENT BY DUTCH BROS COFFEE CORPORATE OFFICE AND THE FRANCHISEE, CONTRACTOR WILL BE REQUIRED TO REMOVE IT AND REPLACE IT WITH THE ABOVE.				
REQUIRED LIGHTING VENDORS:				
- IMPERIAL LIGHTING - KURT TOMASOVICH - 760-636-0762 - KURT@IMPERIAL-LIGHTING.COM				
- GRAYBAR - ANSON SAUCE - 817-475-0178 - ANSON.SAUCE@GRAYBAR.COM				
- CED - ROSS DEBOOM - 817-905-1983 - RDEBOOM@CEDMILLER.COM				
- REGENCY LIGHTING - CHRIS MONTELEONE - 201-424-5847 - CHRIS.MONTELEONE@REGENCYLIGHTING.COM				
- VILLA LIGHTING SUPPLY - NICK BECKER - 314-478-3141 - NICK.BECKER@VILLALIGHTING.COM				

PLUMBING SCHEDULE					
CONTRACTOR TO PROVIDE UNLESS NOTED OTHERWISE					
ID TAG	FIXTURE DESCRIPTION	MANUFACTURER	MODEL	REMARKS	
RESTROOM	P-1	LAVATORY TOILET	KOHLER	K-3619 CIMARRON	PROVIDED & INSTALLED BY: GC COLOR: WHITE NOTE: FLUSH CONTROLS LOCATED ON OPEN SIDE OF W.C.
	P-2	LAVATORY SINK	KOHLER	K-2032	INSTALL W/ ACCESSORIES TO MEET ADA REQUIREMENTS
		LAVATORY SINK FAUCET	DELTA	501LF-HGMHDF	
"WORKSTATION"	P-3	WATER FILTRATION SYSTEM	HEATHCO/ EVERPURE	PROJECT LOCATION SPECIFIC	CONTACT: TOM RUGGLES (714) 910-9805 FOR PROJECT SPECIFIC WATER FILTRATION SYSTEM.
	P-4	DIPPER WELL	FISHER	3041	PROVIDED & INSTALLED BY KES; INSTALLED IN STAINLESS STEEL TABLE; PROVIDE NON-FILTERED COLD WATER, DRAIN LINE TO FLOOR SINK BELOW
	P-5	RAPID RINSE STATION	BLENDTEC	JRE-610	PROVIDED & INSTALLED BY KES; PROVIDE NON-FILTERED COLD WATER IN STAINLESS STEEL TABLE, GRAINGER 3MRL4 RUBBER GROMMET FOR SUPPLY LINE.
	P-6	WATER HEATER - TANK	A.O. SMITH	DEN-52	PROVIDED & INSTALLED BY GC; ELECTRIC - 208V, 3PH, SIMULTANEOUS, 11 KW - HIGH RECOVERY RATE
	P-7	HAND SINK	BK RESOURCES	BKHS-D-SS-SS	PROVIDED BY KES; INSTALLED BY GC; PROVIDE W/ SPLASH GUARDS BOTH SIDES; PROVIDE NON-FILTERED WATER CONNECTIONS
		HAND SINK FAUCET	FISHER	53872	
P-8	3-COMP SINK	BK RESOURCES	BKS-3-1416-12-12TS		PROVIDED BY KES; INSTALLED BY GC; 1.5" DRAIN; TIE ALL DRAINS TOGETHER AND ROUTE TO NEAREST FLOOR SINK. LEVEL FRONT TO BACK AND SIDE TO SIDE AND CAULK TO WALL WITH CLEAR SILICONE; PROVIDE STRAINERS AND NON-FILTERED WATER CONNECTIONS
	3-COMP SINK FAUCET	FISHER	34371		
	LEVER WASTE DRAIN	FISHER	24090		
P-9	PULL-OUT SPRAYER HANDLE	T&S	MPZ-4DLN-06		PROVIDED BY KES; INSTALLED BY GC; ON STAINLESS STEEL TABLE @ DUMP SINK, 8" RISER & 6" SWING SPOUT; PROVIDE NON-FILTERED WATER CONNECTIONS
P-10	MOP SINK	ZURN	Z1996-24		PROVIDED & INSTALLED BY GC; COLOR: WHITE 10" WALLS, 3" DRAIN. MOP HANGER ABOVE.
	MOP SINK FAUCET	FIAT	830-AA		PROVIDED & INSTALLED BY GC; SERVICE FAUCET WITH VACUUM BREAKER, INTEGRAL STOPS AND HOSE WITH HOSE BRACKET
	MOP HANGER	ULINE	H-2841		PROVIDED & INTALLED BY KES; MOUNT AT 60" A.F.F., AT SIDE OF MOP SINK
P-11	FLOOR SINK	ZURN (BASIS OF DESIGN)	FD2375		PROVIDED & INSTALLED BY GC; 12"x12"x6" DEEP SQUARE, CAST IRON BODY; WHITE AOD RESISTING PORCELAIN ENAMEL INTERIOR COATING W/ BASKET STRAINERS & HALF-GRATES
P-12	FLOOR DRAIN	ZURN (BASIS OF DESIGN)	EZ-5		PROVIDED & INSTALLED BY GC; 5" ROUND FLOOR DRAIN
P-13	GREASE INTERCEPTOR	SCHIER (BASIS OF DESIGN)	GB-50		PROVIDED & INSTALLED BY GC; 50 GPM, BELOW-GRADE AT EXTERIOR, VENTED THROUGH BUILDING; PROVIDE CAST-IRON COVER. FINAL SIZE TO BE COORDINATED W/ SCHIER (MANUFACTURER) DUTCHBROS@SCHIERPRODUCTS.COM
P-14	ROOF DRAIN	ZURN (BASIS OF DESIGN)	Z165		PROVIDED & INSTALLED BY GC; COMBINATION MAIN AND OVERFLOW ROOF DRAIN.
	DOWNSPOUT NOZZLE	ZURN (BASIS OF DESIGN)	Z199		PROVIDED & INSTALLED BY GC; NO-HUB DOWNSPOUT NOZZLE, 18" A.F.F., NICKEL BRONZE BODY
P-15	WALL HYDRANT - BLDG	WATTS	HY-420		PROVIDED & INSTALLED BY GC; 6" NON-FREEZE WALL HYDRANT, MOUNT AT 24" A.F.F AT REAR ELEVATION.
P-16	YARD HYDRANT - TRASH ENCLOSURE	WATTS	HY-800		PROVIDED & INSTALLED BY GC; FROST PROOF, 2FT. BURY DEPTH
P-17	RECIRCULATION PUMP	TACO	0010		PROVIDED & INSTALLED BY GC; 115V, 3.250 RPM. PROVIDE W/ AQUATSTAT AND/OR TIMER
P-18	BOOSTER PUMP	AQUAVAR	1151AB25HM03		PROVIDED & INSTALLED BY GC; 115V, 30 GPM @ 35 PSI BOOST, 1 HP VARIABLE SPEED CONTROLLER; PROVIDE ALL NECESSARY VALVES AND ACCESSORIES RECOMMENDED BY MFR. FOR A COMPLETE SYSTEM.
P-19	BACKFLOW PREVENTER	WATTS	LF009		PROVIDED & INSTALLED BY GC; MOUNT ABOVE MOP SINK; ROUTE RELIEF PIPES TO DISCHARGE INDIRECTLY TO MOP SINK
P-20	TRENCH DRAIN	ZURN	Z883-E1-RFSC-DB		PROVIDED & INSTALLED BY GC; SLOTTED SS GRATE; BOT. OUTLET w/ BOT. DOME STRAINER; LOCATED AT ICE MACHINE/ BIN
P-21	FILTRATION SYSTEM THERMOSTATIC MIXING VALVE	ACORN CONTROLS	ET71-1		PROVIDE FOR WATER FILTRATIONS SYSTEMS IN CLIMATE ZONES 4-8
RESTROOM ACCESSORIES					
PA-51	ADA GRAB BAR	BOBRICK	B-5806		PROVIDED & INSTALLED BY GC; SIZE DEPENDANT ON INSTALLATION LOCATION
PA-52	MIRROR	BOBRICK	B-165-1836		PROVIDED & INSTALLED BY GC; MOUNTED W/ BOTTOM OF REFLECTIVE SURFACE AT 40" MAX A.F.F.
PA-61	SOAP DISPENSER	TORK	466100		PROVIDED BY DBC PARTS; INSTALLED BY KES
PA-62	TOILET PAPER DISPENSER	TORK	59TR		
PA-63	PAPER TOWEL DISPENSER	TORK	461002		
PA-64	SANITARY NAPKIN DISPOSAL	BOBRICK	B-254		PROVIDED & INSTALLED BY G.C.
PA-65	TOILET SEAT COVER DISPENSER	BOBRICK	B-221		PROVIDED BY DBC PARTS; INSTALLED BY KES



Steven D. Pratt, AIA Architect

3801 Kirby Dr., Suite 600 Houston, Texas 77008
Tel: 713 684 7974
Fax: 713 684 9768



EXPIRES: 04.28.2025
Steven D. Pratt, AIA, NCARB
Florida License No.: AR102401

CDG PROJECT NUMBER: 202202-037

Project No: FL0102
Dutch Bros Coffee - New Freestanding Store
South Goldenrod
Orlando, Florida

for: Accelerated Aquisitions, LLC
2415 E Camelback Road, Suite 400
Phoenix, Arizona 85016

ISSUED FOR REVIEW: 03.20.2023

REV.	DATE:	DESCRIPTION:

SHEET NAME:

IT/ LIGHTING/ PLUMBING/ TABLE SCHEDULES

SHEET NUMBER:

A1.2

The name DUTCH BROS. and all associated logos, distinctive designs, content, information, and other materials featured, contained herein, and made available by Dutch Bros., including but not limited to, the "look and feel" of the establishments and products, all text, images, colors, configurations, graphics, illustrations, photographs, and pictures (collectively, the "Materials") are owned by and/or licensed by DB Franchising USA, LLC. No part of this document may be reproduced, stored in a retrieval system, or transmitted in any form or by any means, electronic, mechanical, photocopying, recording, or by any information storage and retrieval system, without the prior written permission of Dutch Bros. Franchising USA, LLC.

WINDOW SCHEDULE	
NOTES: - U-FACTOR - FIXED: 0.38 - U-FACTOR - OPERABLE: 0.48 - STOREFRONT SYSTEMS SHALL HAVE A CLEAR ANODIZED ALUMINUM FACTORY FINISH - PROVIDE IMPACT GLASS (HURRICANE GLASS OR SIM.). SEE SPECS.	

DOOR NOTES	
1.	THIS PLAN IS ISSUED SO THAT THE CONTRACTOR CAN MAINTAIN FULL COMPLIANCE WITH THE INTERNATIONAL BUILDING CODE FOR WHEELCHAIR MANEUVERABILITY AT DOORS. THIS DETAIL INDICATES PARTIAL REQUIREMENTS OF THE CODE. IT IS ADVISED THAT THE CONTRACTOR OBTAIN A COMPLETE COPY OF THESE CODES FOR REFERENCE.
2.	THE DIMENSIONS SHOWN ARE CRITICAL FOR COMPLIANCE WITH THE CODES. IT IS THE CONTRACTOR'S RESPONSIBILITY TO INSURE PROPER CLEARANCES FOR WHEELCHAIR MANEUVERABILITY. IF CONFLICTS OCCUR, BRING TO DESIGNERS ATTENTION IMMEDIATELY.
3.	FOR FULL SWING DOORS A MINIMUM 2'-10" WIDE DOOR IS REQUIRED FOR CLEARANCE. FOR 90° SWING DOORS A MINIMUM 3'-0" WIDE DOOR IS REQUIRED FOR CLEARANCE.
4.	IN ORDER TO ACHIEVE THE REQUIRED 12" OR 18" MINIMUM CLEARANCES AT DOOR AND A MINIMUM PASSAGE WIDTH, THE DOOR FRAME AT HINGE SIDE MAY HAVE TO BE AGAINST THE ADJACENT WALL.
5.	THE MAXIMUM EFFORT FOR BOTH INTERIOR AND EXTERIOR DOORS IS 5 LBS. CLOSING SPEED IS 5 SEC. MIN. FROM 90° TO 12°.
6.	1/2" MAXIMUM HIGH THRESHOLD (ABOVE FLOOR AND LANDING ON BOTH SIDES) AT BUILDING ENTRANCES AND ALL DOORS.
7.	DOOR HARDWARE AT ALL EXIT DOORS TO ALLOW DOORS TO BE OPENED FROM THE INSIDE WITHOUT KEY, SPECIAL KNOWLEDGE OR EFFORT PER APPROPRIATE CODE.
8.	SKNAGE FOR ONLY MAIN ENTRY DOORS ALLOWED TO HAVE KEY LOCKING DEVICES TO STATE: "THIS DOOR TO REMAIN UNLOCKED WHEN SPACE IS OCCUPIED." ON A HIGH CONTRAST BACKGROUND.
9.	10" HIGH KICK PLATE AT BOTTOM OF GLAZED AND STOREFRONT DOORS.
10.	ALL DOORS EQUIPPED WITH SINGLE-EFFORT, NON-GRASPING TYPE HARDWARE BETWEEN 34" MIN. AND 44" MAX. ABOVE THE FINISHED FLOOR.
11.	WIDTH OF DOORS TO BE A MINIMUM OF 36" TO PROVIDE REQUIRED 32" NET CLEARANCE WIDTH BETWEEN THE FACE OF THE DOOR AND THE JAMB.
12.	ALL DOORS TO BE KEYPED ALIKE: GC TO PROVIDE A TOTAL OF 6 KEYS.

DOOR TYPE SCHEDULE	
NOTES: 1. REFERENCE DOOR SCHEDULE FOR SIZES AND MATERIALS (TYP.) 2. DOOR HARDWARE, CLOSERS, KICKPLATES, PANIC HARDWARE AND THRESHOLDS SHALL BE LOCATED AND INSTALLED PER ACCESSIBILITY AND LOCAL REQUIREMENTS.	

DOOR FRAME TYPE SCHEDULE	
NOTES: 1. REFERENCE DOOR SCHEDULE FOR SIZES AND MATERIALS (TYP.)	

NOTE: HAND-ACTIVATED DOOR-OPENING HARDWARE SHALL BE LOCATED 30 MIN. AND 44 MAX. INCHES ABOVE THE FLOOR. LATCHING AND LOCKING DOORS THAT ARE HAND-ACTIVATED AND WHICH ARE IN A PATH OF TRAVEL SHALL BE OPERABLE WITH A SINGLE EFFORT BY LEVER-TYPE HARDWARE, PANIC BARS, PUSH-PULL ACTIVATING BARS, OR OTHER HARDWARE DESIGNED TO PROVIDE PASSAGE WITHOUT REQUIRING THE ABILITY TO GRASP THE OPENING HARDWARE.

DOOR SCHEDULE									
#	SIZE		TYPE		GLASS	MATERIAL		HARDWARE	NOTES:
	WIDTH	HEIGHT	DR.	FR.		DR.	FR.		
01	3'-6"	7'-0"	A	1	TEMP.	HM	HMD	GROUP 1	A,B,C,D,E,F
02	3'-0"	7'-0"	B	2	TEMP.	STOREFRONT		GROUP 2	A,C,D,E,F
03	3'-0"	7'-0"	C	2	-	HM	HMD	GROUP 3	B,D,F
04	3'-6"	7'-0"	D	1	-	HM	HMD	GROUP 4	B
05	3'-0"	7'-0"	E	2	-	HM	HMD	GROUP 5	B
06	3'-0"	3'-0"	F	MFR	-	MFR		GROUP 6	SEE SHEET A4.0 FOR LOCATION
NOTES:									
HM: HOLLOW METAL, 16 GA.									
HMD: HOLLOW METAL WELDED & DIMPLED									
A	ENSURE EMERGENCY HARDWARE IS IN WORKING CONDITION.								
B	DOOR & FRAME SHALL BE PAINT GRADE & PAINTED PT-2								
C	DOOR TO HAVE SIGN POSTED ABOVE THAT STATES: <i>THIS DOOR TO REMAIN UNLOCKED WHILE SPACE IS OCCUPIED.</i>								
D	CLOSER SHALL BE BOLTED THROUGH DOOR LEAF & ARM MOUNTED USING HEAD-JAMB MOUNT.								
E	PROVIDE ADA COMPLIANT THRESHOLD SET IN SILICONE SEALANT.								
F	THE MAX PULL/ PUSH EFFORT TO OPERATE DOORS SHALL NOT EXCEED 5 LBS. W/ EFFORT APPLIED TO RIGHT ANGLES TO HINGED DOORS.								

HARDWARE GROUPS:	
GROUP 1: 1 EA. HINGE - MARKAR, FM300, 84" 1 EA. LOCKSET - TRILOGY, T2 ETDL2700, WATERPROOF, US26D 1 EA. PANIC PUSH HARDWARE - VON DUPRN 99, 626 1 EA. DOOR CLOSER - SARGENT 1431 RUO EN, US26D 1 EA. THRESHOLD - PEMKO 2716A 1 EA. DOOR SHOE - PEMKO 211APK 1 EA. DOOR SEAL - PEMKO AM88BL 1 EA. FLOOR STOP & HOLDER - IVES FS43, US26D 1 EA. KICK PLATE - HAGER 190S, 40"x30", INTERIOR, US32D	1/2" SHEATHING, COORD. W/ STRUCTURAL BOTH SIDES (2) 2x4 STUDS @ 24" O.C. SMOOTH FRP PANEL, INTERIOR WEATHER RESISTIVE BARRIER (TYVEK OR SIM.) EXTERIOR SIDING, SEE EXTERIOR ELEVATIONS BATT INSULATION, R-21 MIN.
GROUP 2: 1 EA. HINGE - MARKAR, FM300, 84" 1 EA. LOCKSET - TRILOGY, T2 ETDL2700, WATERPROOF, US26D 1 EA. PANIC PUSH HARDWARE - VON DUPRN 99, 626 1 EA. DOOR CLOSER - SARGENT 1431 RUO EN, US26D 1 EA. THRESHOLD - PEMKO 2716A 1 EA. DOOR SHOE - PEMKO 211APK 1 EA. DOOR SEAL - PEMKO AM88BL 1 EA. FLOOR STOP & HOLDER - IVES FS43, US26D 1 EA. KICK PLATE - HAGER 190S, 34"x8", INTERIOR, US32D	1/2" SHEATHING, COORD. W/ STRUCTURAL BOTH SIDES (2) 2x4 STUDS @ 24" O.C. SMOOTH FRP PANEL, INTERIOR WEATHER RESISTIVE BARRIER (TYVEK OR SIM.) EXTERIOR SIDING, SEE EXTERIOR ELEVATIONS BATT INSULATION, R-21 MIN.
GROUP 3: 3 EA. HINGES - MCKINNEY T2714 4.5x4.5 NRP, US26D 1 EA. LOCKSET - ALA531-PL4100C, W/ PRIVACY FEATURE, US26D 1 EA. DOOR CLOSER - SARGENT 1431 RUO EN, US26D 1 EA. FLOOR STOP & HOLDER - IVES FS43, US26D 1 EA. KICK PLATE - HAGER 190S, 34"x12", US32D FINISH	1/2" SHEATHING, COORD. W/ STRUCTURAL BOTH SIDES (2) 2x4 STUDS @ 24" O.C. SMOOTH FRP PANEL, INTERIOR WEATHER RESISTIVE BARRIER (TYVEK OR SIM.) EXTERIOR SIDING, SEE EXTERIOR ELEVATIONS BATT INSULATION, R-21 MIN.
GROUP 4: 3 EA. HINGES - MCKINNEY T2714 4.5 X 4.5 NRP, US26D 1 EA. LOCKSET - SCHLAGE 19453 ENTRANCE LOCK SCHLAGE 06 STANDARD HANDLE SATIN FINISH FULL FACE, ESCUTCHEON L583-363 EZ TURN 1 EA. LATCH GUARD - STAINLESS STEEL, 7" 1 EA. THRESHOLD - PEMKO 175A-72 1 EA. DOOR SHOE - PEMKO 211APK 1 EA. DOOR SEAL - PEMKO AM88BL 1 EA. KICK DOWN - IVES FS555, 5" BLK FINISH	1/2" SHEATHING, COORD. W/ STRUCTURAL BOTH SIDES (2) 2x4 STUDS @ 24" O.C. SMOOTH FRP PANEL, INTERIOR WEATHER RESISTIVE BARRIER (TYVEK OR SIM.) EXTERIOR SIDING, SEE EXTERIOR ELEVATIONS BATT INSULATION, R-21 MIN.
GROUP 5: 3 EA. HINGES - MCKINNEY T2714 4.5 X 4.5 NRP, US26D 1 EA. LOCKSET - SCHLAGE 19453 ENTRANCE LOCK SCHLAGE 06 STANDARD HANDLE SATIN FINISH FULL FACE, ESCUTCHEON L583-363 EZ TURN 1 EA. DOOR VENT - ROCKWOOD, LV-JY, 24"x12" 1 EA. KICK DOWN - IVES FS555, 5" BLK FINISH	1/2" SHEATHING, COORD. W/ STRUCTURAL BOTH SIDES (2) 2x4 STUDS @ 24" O.C. SMOOTH FRP PANEL, INTERIOR WEATHER RESISTIVE BARRIER (TYVEK OR SIM.) EXTERIOR SIDING, SEE EXTERIOR ELEVATIONS BATT INSULATION, R-21 MIN.
GROUP 6: JL INDUSTRIES - EXTERIOR FLUSH ACCESS PANEL XPA-3636H4W-R 36"x36" ACCESS PANEL W/ REMOVABLE FLUSH LOCKING HANDLE, WHITE, W/ RAINHOOD	1/2" SHEATHING, COORD. ONE SIDE SMOOTH FRP PANEL, ONE SIDE

QUIK-SERV - IFSC-4040 (LEFT & RIGHT - MANUAL OPEN, SELF-CLOSING) NOTES: - ROUGH OPENING: 48-3/8"(W) x 48-3/8"(H) - ACTUAL DIMENSIONS: 48"(W) x 48"(H) - SERVICE OPENING: 20-1/4"(W) x 41"(H)	
DRIVE-THRU WINDOW DETAIL QUICKSERV IFSC-4040 SCALE: 1/2" = 1'-0"	

TYPICAL DOOR PLAN FOR WHEELCHAIR ACCESS SCALE: 1/2" = 1'-0"	

FLOOR PLAN NOTES: - REFERENCE SHEET A2.1 FOR FLOOR FINISH AND LAYOUT. 1. 36" DIAMETER FOUNDATION SONG TUBE (OR SIM.) BLOCK OUT (TYP.) 2. PAINT DOOR AND FRAME PT-2 3. PROVIDE 2x BLOCKING AT HAND SINK 4. PROVIDE 2% MAX SLOPE TO DRAIN	
1 FLOOR PLAN SCALE: 1/4" = 1'-0"	

PARTITION KEY	
	NEW FULL HEIGHT INTERIOR PARTITION
	NEW EXTERIOR WALL CONSTRUCTION
	NEW PRE-FAB WALK-IN COOLER

GENERAL NOTES:	
1.	ALL DIMENSIONS TO FACE OF STUD UNLESS OTHERWISE NOTED.
2.	G.C. TO VERIFY ALL DIMENSIONS IN THE FIELD BEFORE COMMENCING CONSTRUCTION.
3.	ALL INTERIOR FINISHES SHALL COMPLY WITH SECTION 803. INTERIOR FINISH MATERIALS APPLIED TO WALL AND CEILINGS SHALL BE TESTED AS SPECIFIED IN SECTION 803. FLAME SPREAD RATINGS: WALL TILE - CLASS A - < 25 WALL PAINT - CLASS A - < 5 PLASTIC LAMINATE - CLASS A - < 25 FRP PANELS - CLASS A - < 25 STAINLESS STEEL CORNER GUARDS - CLASS A - < 25 CEILING TILE - CLASS A - < 25
4.	FIRE BLOCKING MUST BE PROVED IN ACCORDANCE WITH SECTION 718.2 AT THE FOLLOWING LOCATIONS: a. IN CONCEALED SPACES OF STUD WALLS AND PARTITIONS, INCLUDING FURRED SPACES, AT THE CEILING AND FLOOR LEVELS. b. IN CONCEALED SPACES OF STUD WALLS AND PARTITIONS, INCLUDING FURRED SPACES, AT 10-FOOT INTERVALS ALONG THE LENGTH OF THE WALL. c. AT THE INTERCONNECTIONS BETWEEN CONCEALED VERTICAL AND HORIZONTAL SPACES SUCH AS OCCUR AT SOFFITS, DROP CEILINGS AND COVE CEILINGS. d. IN CONCEALED SPACES BETWEEN STAIR STRINGERS AT THE TOP AND BOTTOM OF THE RUN AND BETWEEN STUDS ALONG AND IN LINE WITH THE RUN OF STAIRS IF THE WALL UNDER STAIRS IS UNFINISHED. e. IN OPENINGS AROUND VENTS, PIPES, DUCTS, CHIMNEYS, FIREPLACES AND SIMILAR OPENINGS WHICH AFFORD A PASSAGE FOR FIRE AT CEILINGS AND FLOOR LEVELS, WITH NONCOMBUSTIBLE MATERIALS.

3801 Kirby Dr., Suite 600
Houston, Texas 77008
Tel: 713 684 7708
Fax: 713 684 9768

EXPIRES: 04.28.2025
Steven D. Pratt, AIA, NCARB
Florida License No.: AR102401
CDG PROJECT NUMBER: 202202-037

Project No: FL0102

Dutch Bros Coffee - New Freestanding Store
207 South Goldenrod Road
Orlando, Florida 32807
for: Accelerated Acquisitions, LLC
2415 E Camelback Road, Suite 400
Phoenix, Arizona 85016

DB2550-A2

ISSUED FOR REVIEW: 03.20.2023	
REV: 06.08.23	DATE: 06.08.23
DESCRIPTION: CANOPY REVISION	
SHEET NUMBER:	
FLOOR PLAN/ DETAILS/ SCHEDULES	
SHEET NUMBER:	
A2.0	
© 2023 DB Franchising USA, LLC	

			PAN HEAD SCREWS AT 24" O.C., E.W.
			COLOR: PT-4
AY	SHERWIN-WILLIAMS	PRODUCT: A89W00153	COLOR: 8656-12046-BLDG DB LIGHT GRAY
AY	SHERWIN-WILLIAMS	PRODUCT: A89T00154	COLOR: 8656-11295-BLDG DB DARK GRAY
	SHERWIN-WILLIAMS	PRODUCT: A89T00154	COLOR: 8656-12045-BLDG DB BLUE
	SHERWIN-WILLIAMS	SW-7006 - EXTRA WHITE	SEMI-GLOSS FINISH

FLOOR TILE PLAN NOTES:

1 FLOOR SINK, TYP.

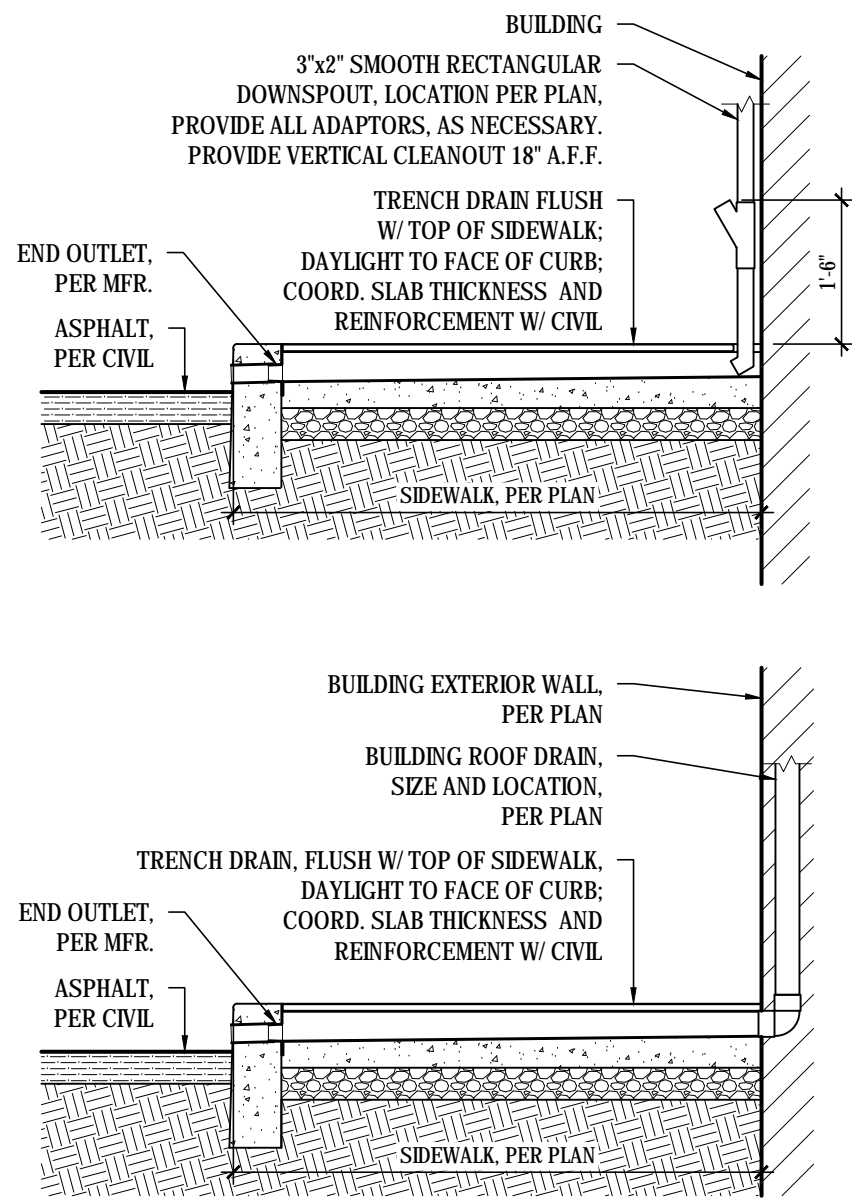
2 FLOOR DRAIN

1 FLOOR TILE PLAN

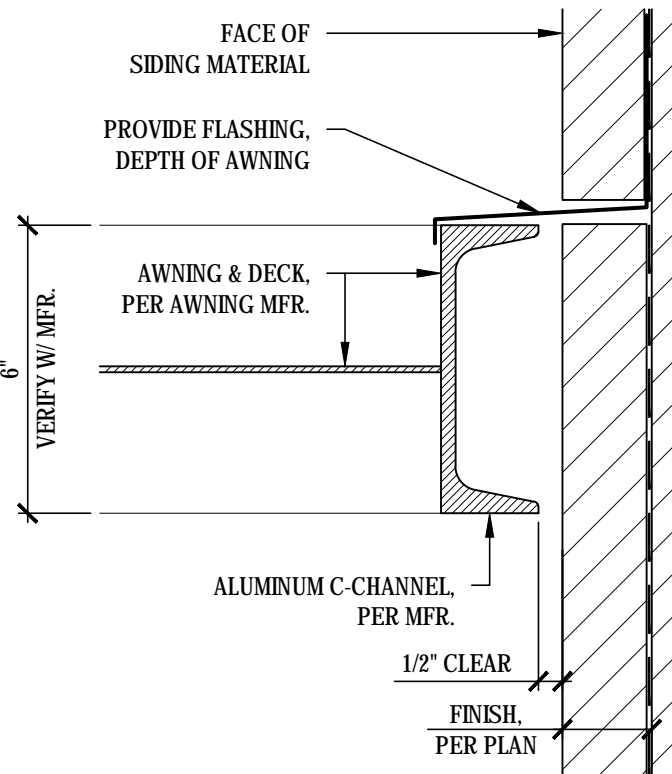
SCALE: 1/4" = 1'-0"



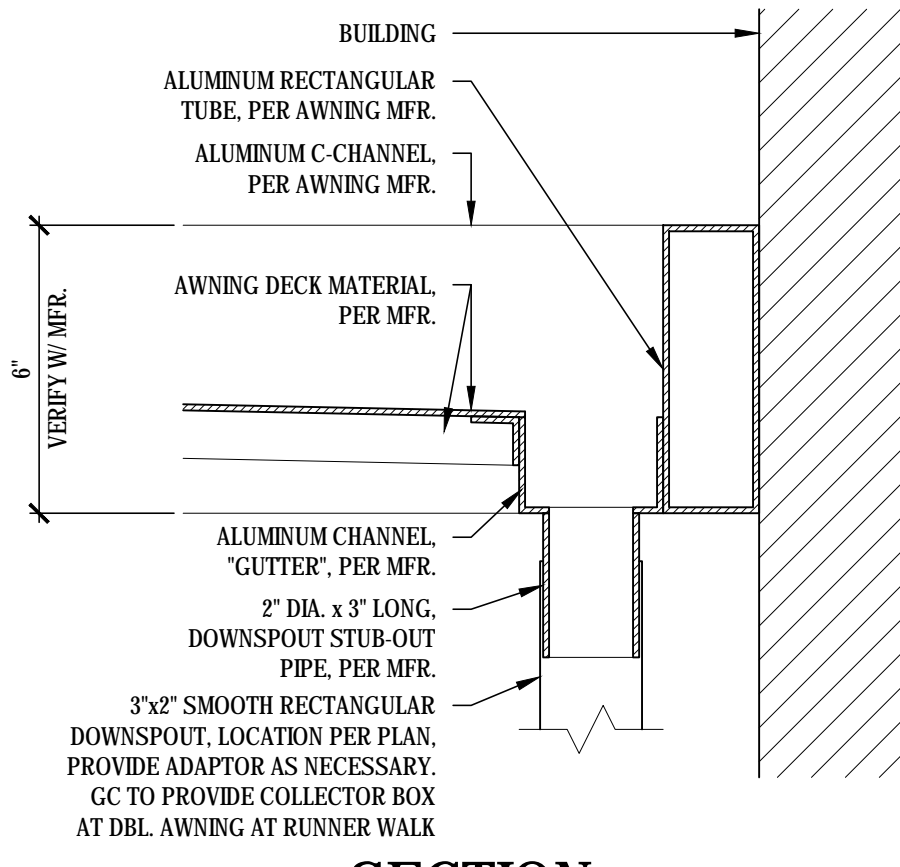
The name DUTCH BROS. and all associated logos, distinctive designs, content, information, and other materials featured, contained herein, and made available by Dutch Bros., including but not limited to, the "look and feel" of the establishments and products, all text, images, colors, configurations and products, illustrations, photographs, graphics, designs, illustrations, photographs and pictures (collectively, the "Materials") are owned by and/or licensed by DB Franchising USA, LLC. All other materials, designs, content, information, and other materials featured, contained herein, and made available by other parties are the property of their respective owners and are not to be used without the written permission of the respective owners.



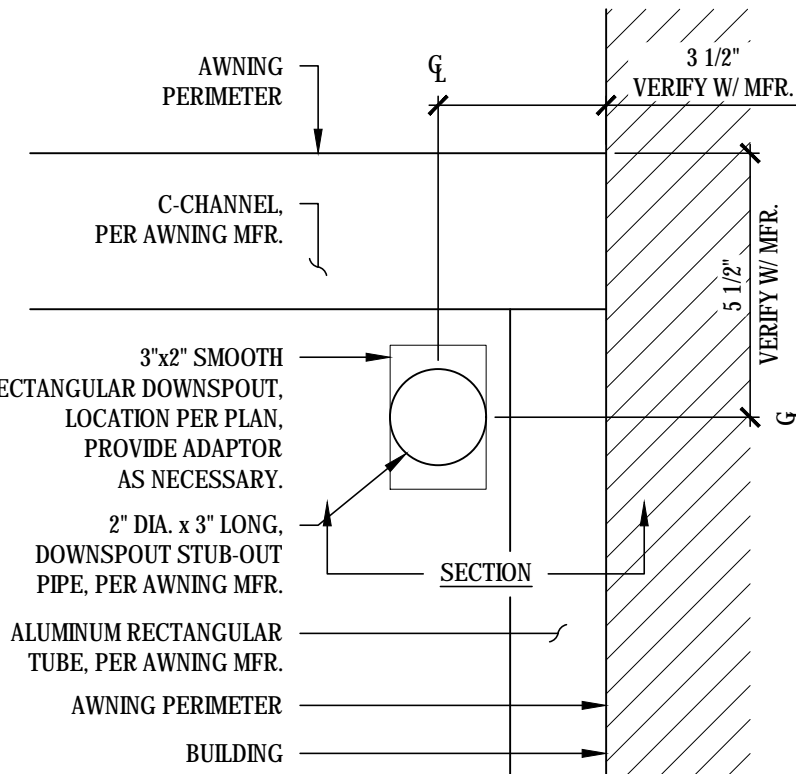
5 DOWNSPOUT DISCHARGE DETAILS, TYP.
SCALE: 1/2" = 1'-0"



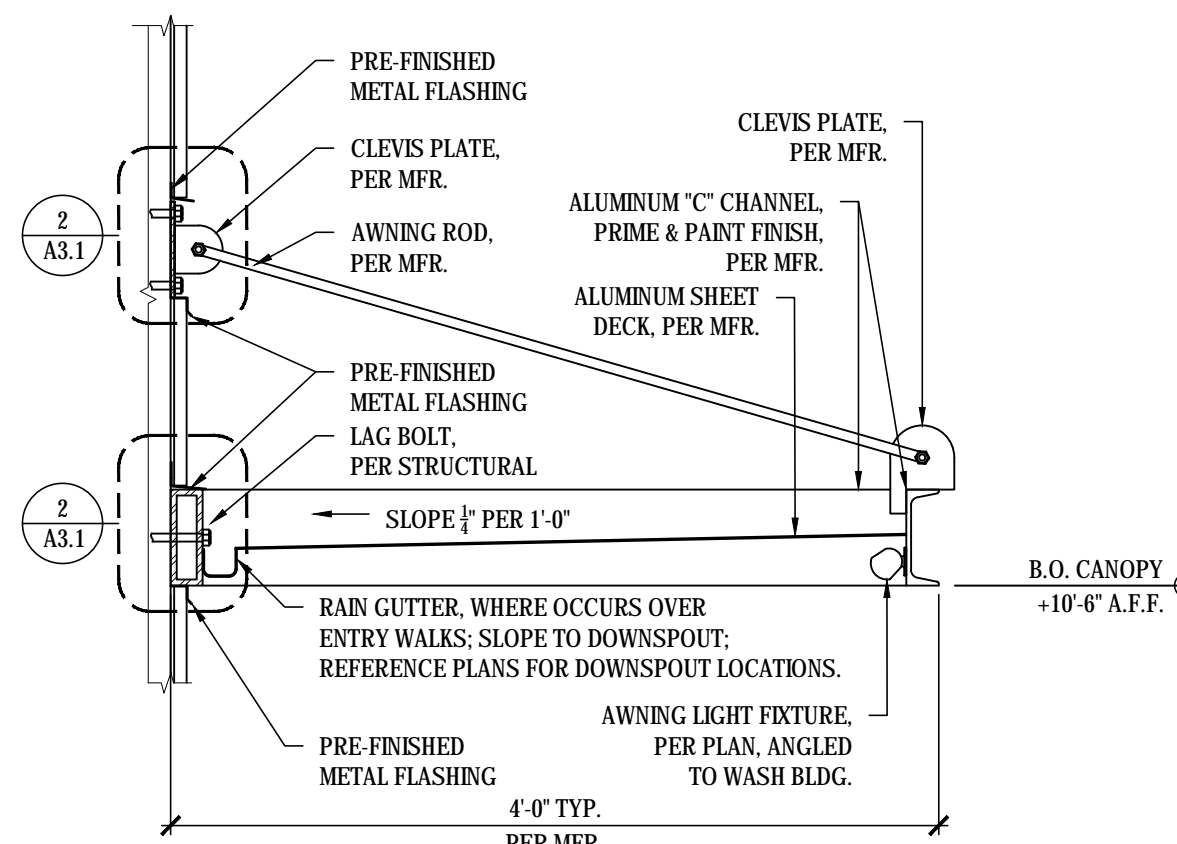
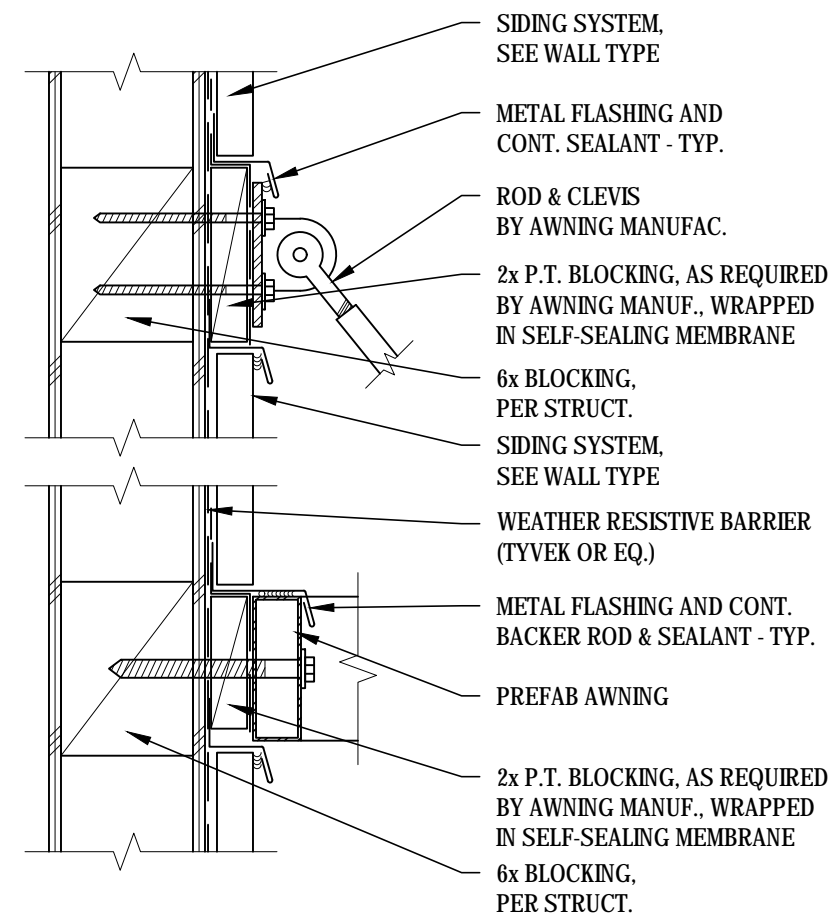
4 AWNING FLASHING AT TOWER DETAIL
SCALE: 3" = 1'-0"



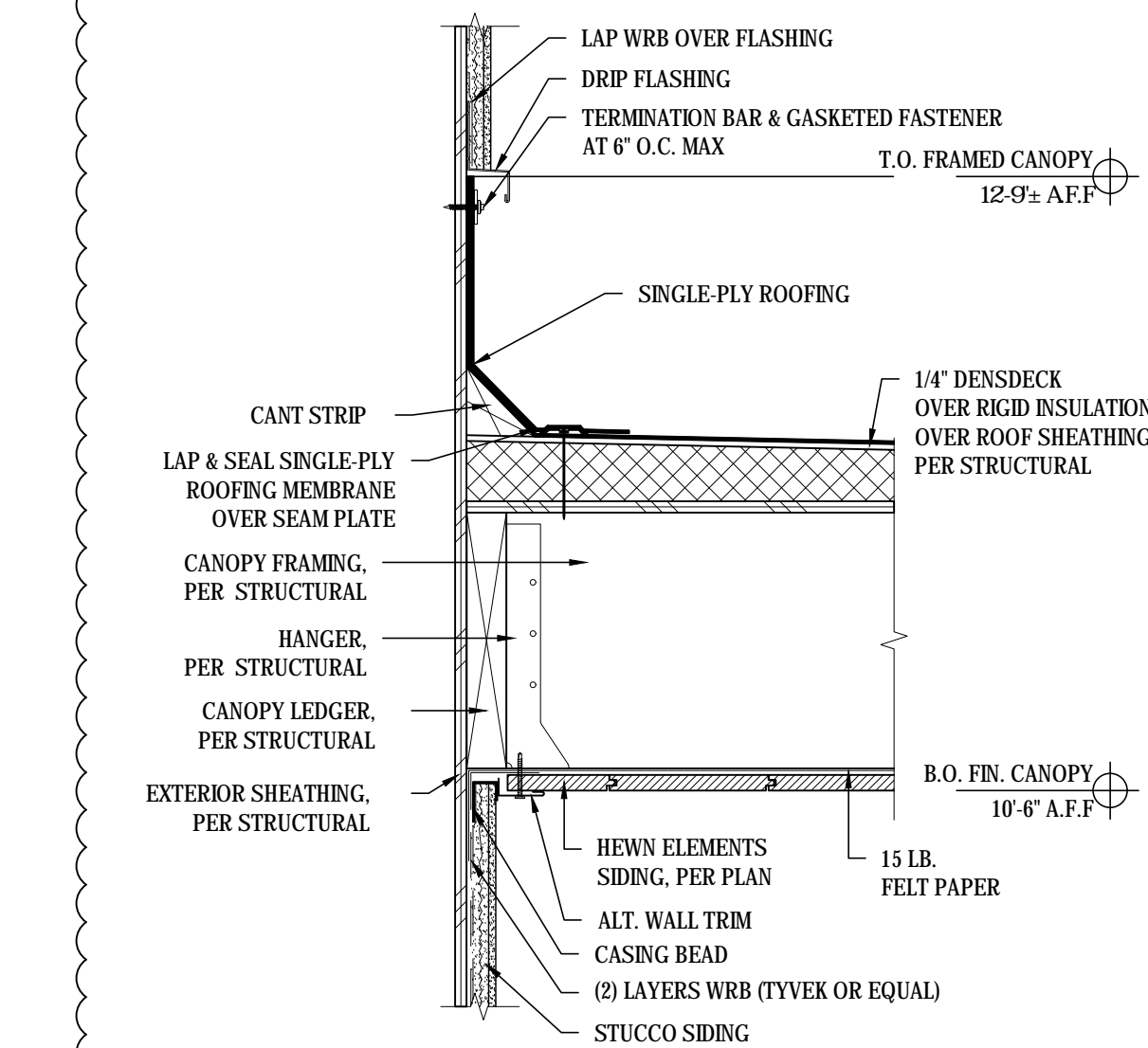
3 AWNING DOWNSPOUT DETAILS
SCALE: 3" = 1'-0"



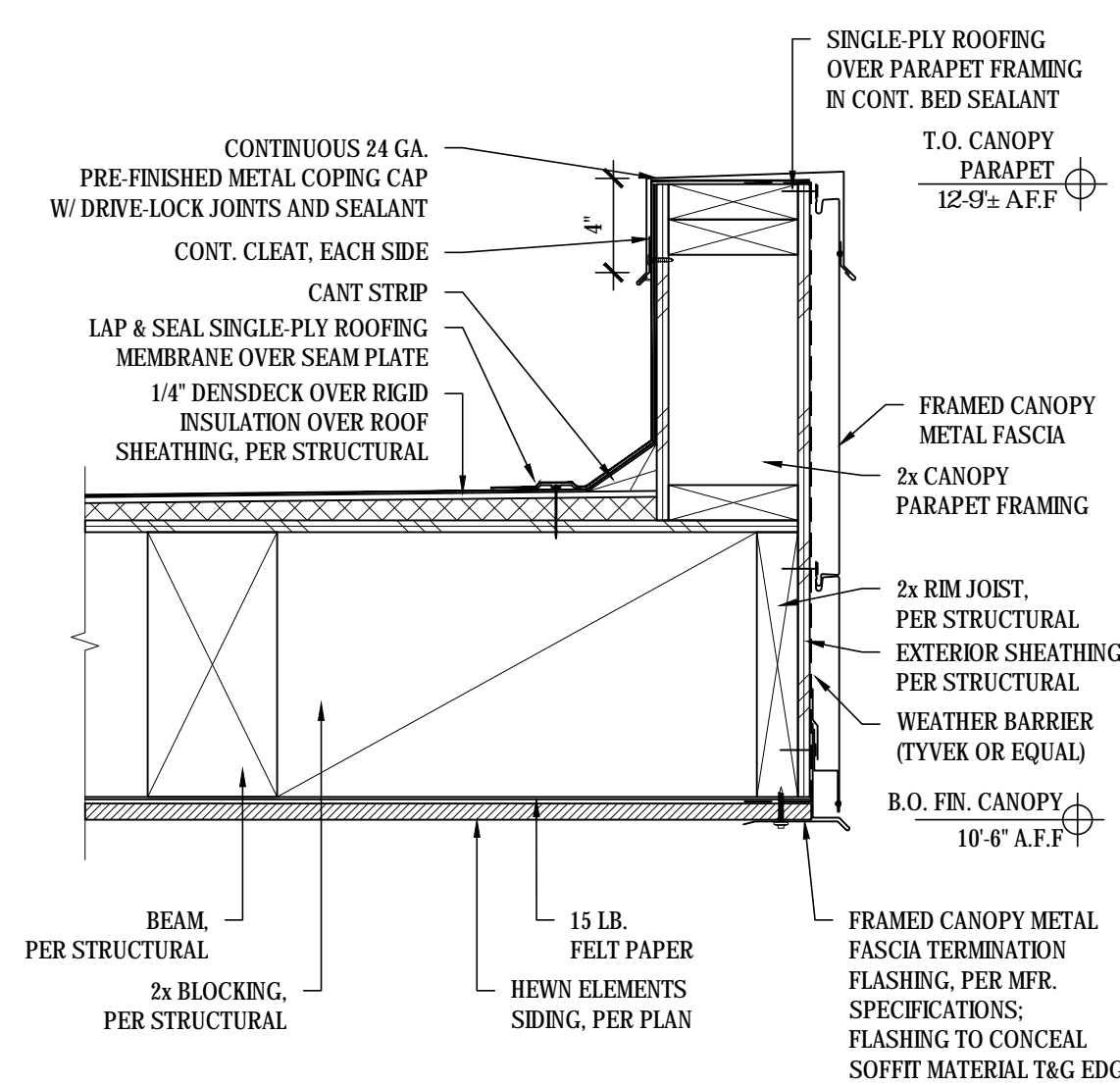
2 AWNING BLOCKING DETAIL
SCALE: 1 1/2" = 1'-0"



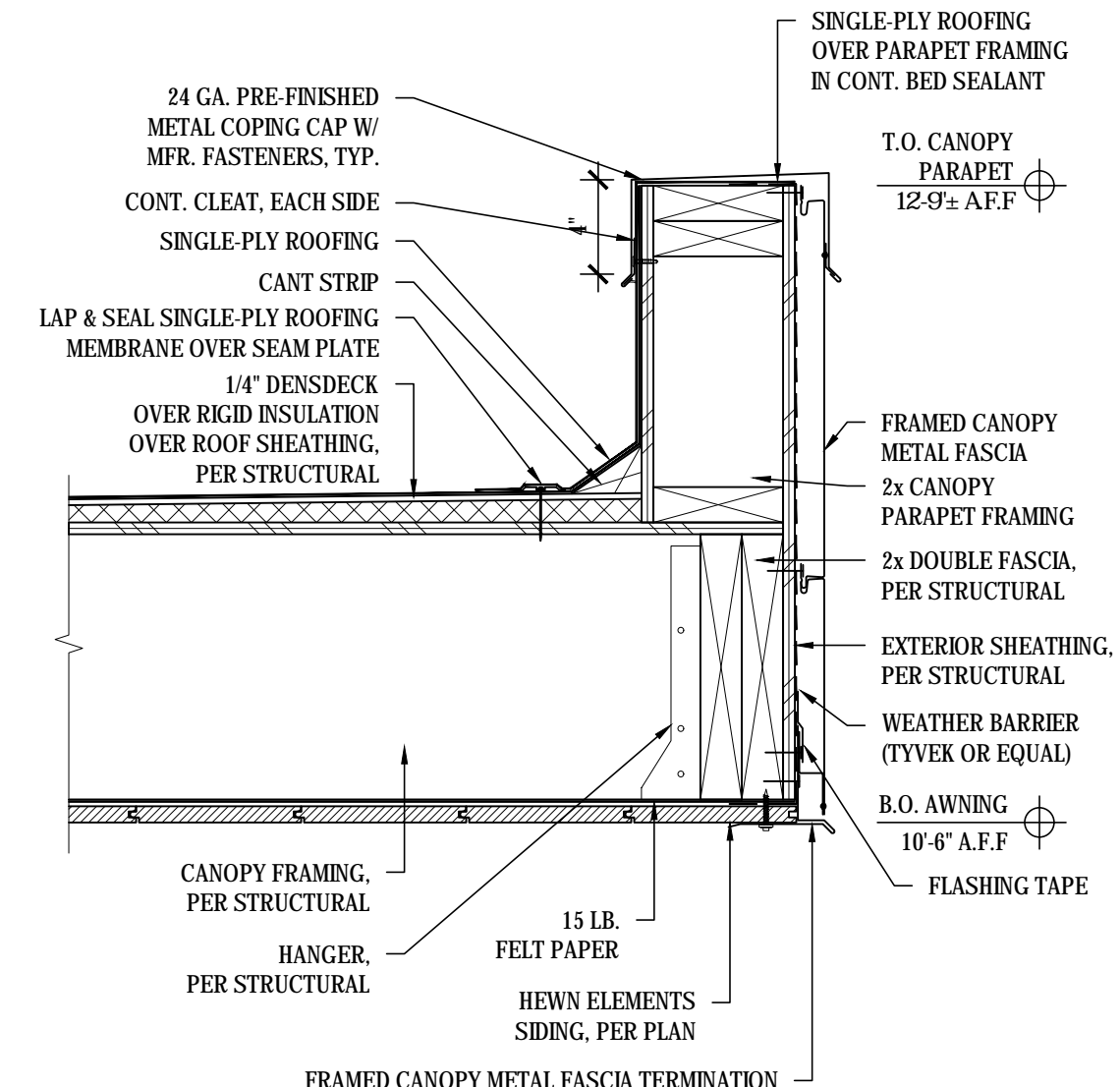
1 AWNING DETAIL
SCALE: 1" = 1'-0"



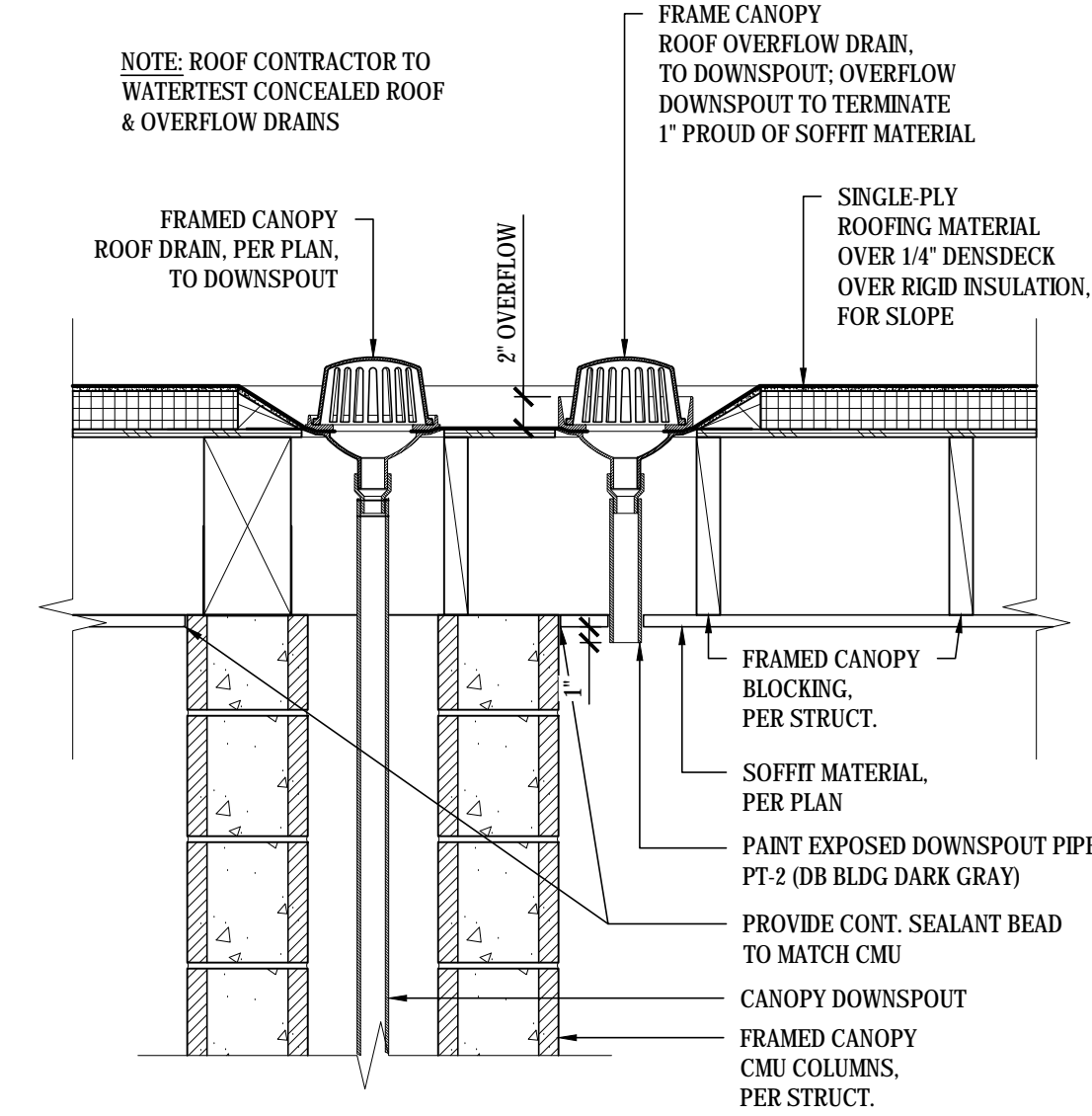
8 CANOPY LEDGER DETAIL
SCALE: 1 1/2" = 1'-0"



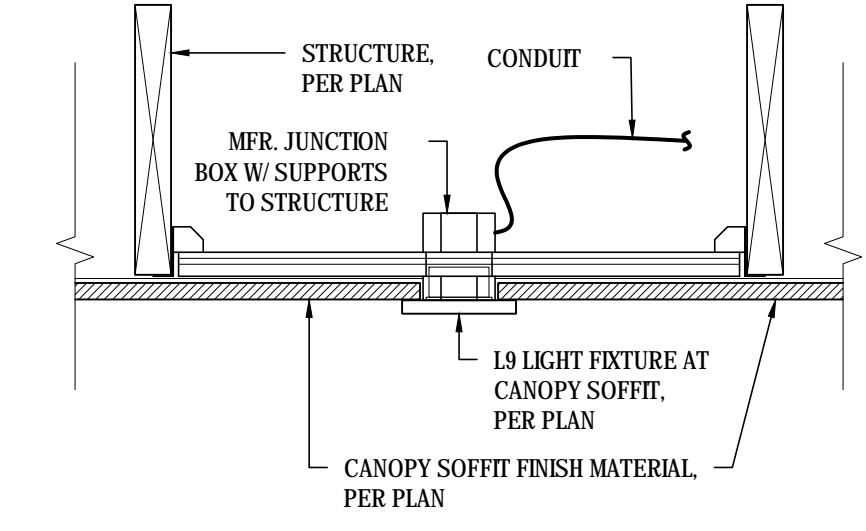
7 CANOPY FASCIA / SOFFIT DETAIL 2
SCALE: 1 1/2" = 1'-0"



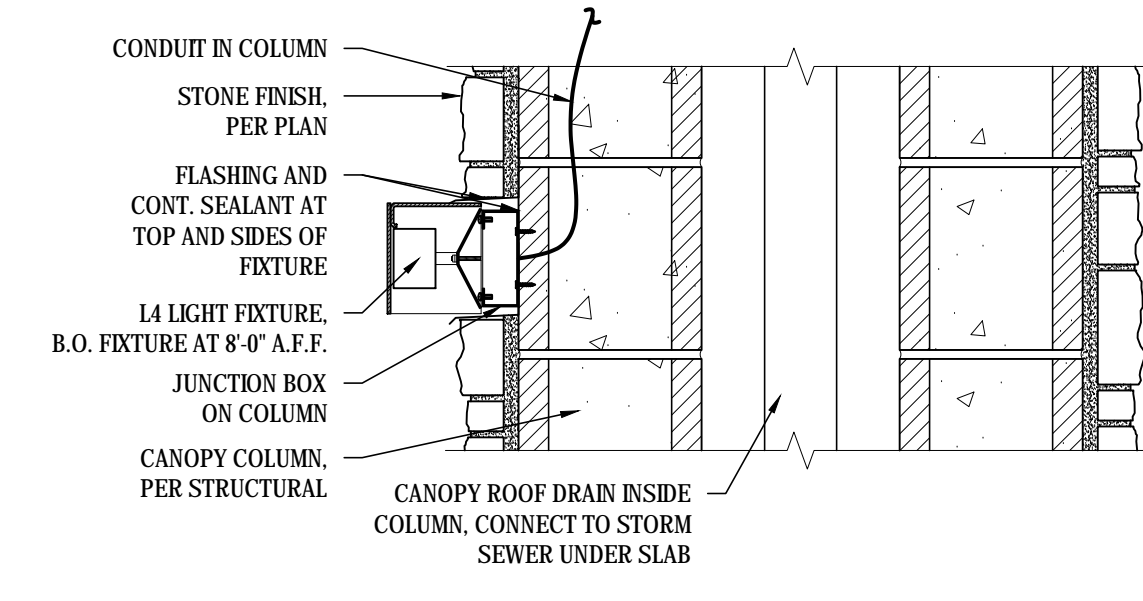
6 CANOPY FASCIA / SOFFIT DETAIL 1
SCALE: 1 1/2" = 1'-0"



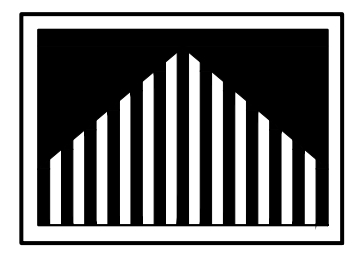
11 CANOPY DRAIN & OVERFLOW DETAIL
SCALE: 1" = 1'-0"



10 CANOPY SOFFIT LIGHT FIXTURE
SCALE: 1 1/2" = 1'-0"



9 CANOPY COLUMN LIGHT FIXTURE
SCALE: 1 1/2" = 1'-0"



Steven D. Pratt,
AIA
Architect

3801 Kirby Dr., Suite 600
Houston, Texas 77006
Tel: 713 684 7974
Fax: 713 684 9766



EXPIRES: 04.28.2025
Steven D. Pratt, AIA, NCARB
Florida License No.: AR102401

CDG PROJECT NUMBER:
202202-037

Project No: FL0102

Dutch Bros Coffee - New Freestanding Store
207 South Goldemod Road
Orlando, Florida 32807
for: Accelerated Acquisitions, LLC
2415 E Camelback Road, Suite 400
Phoenix, Arizona 85016

ISSUED FOR
REVIEW: 03.20.2023

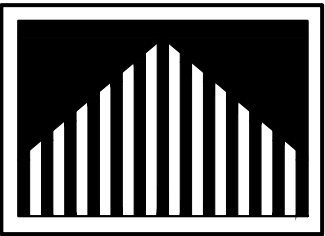
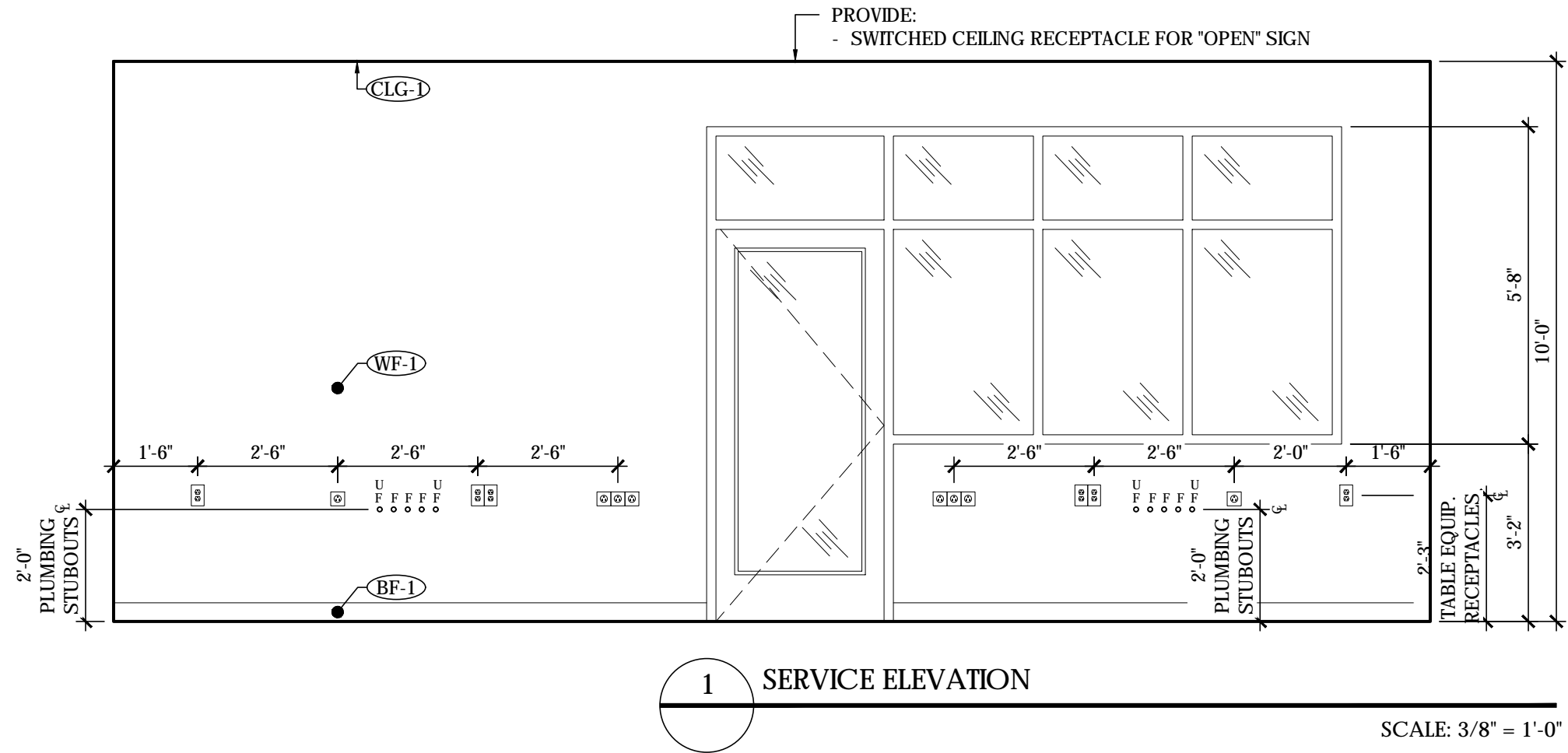
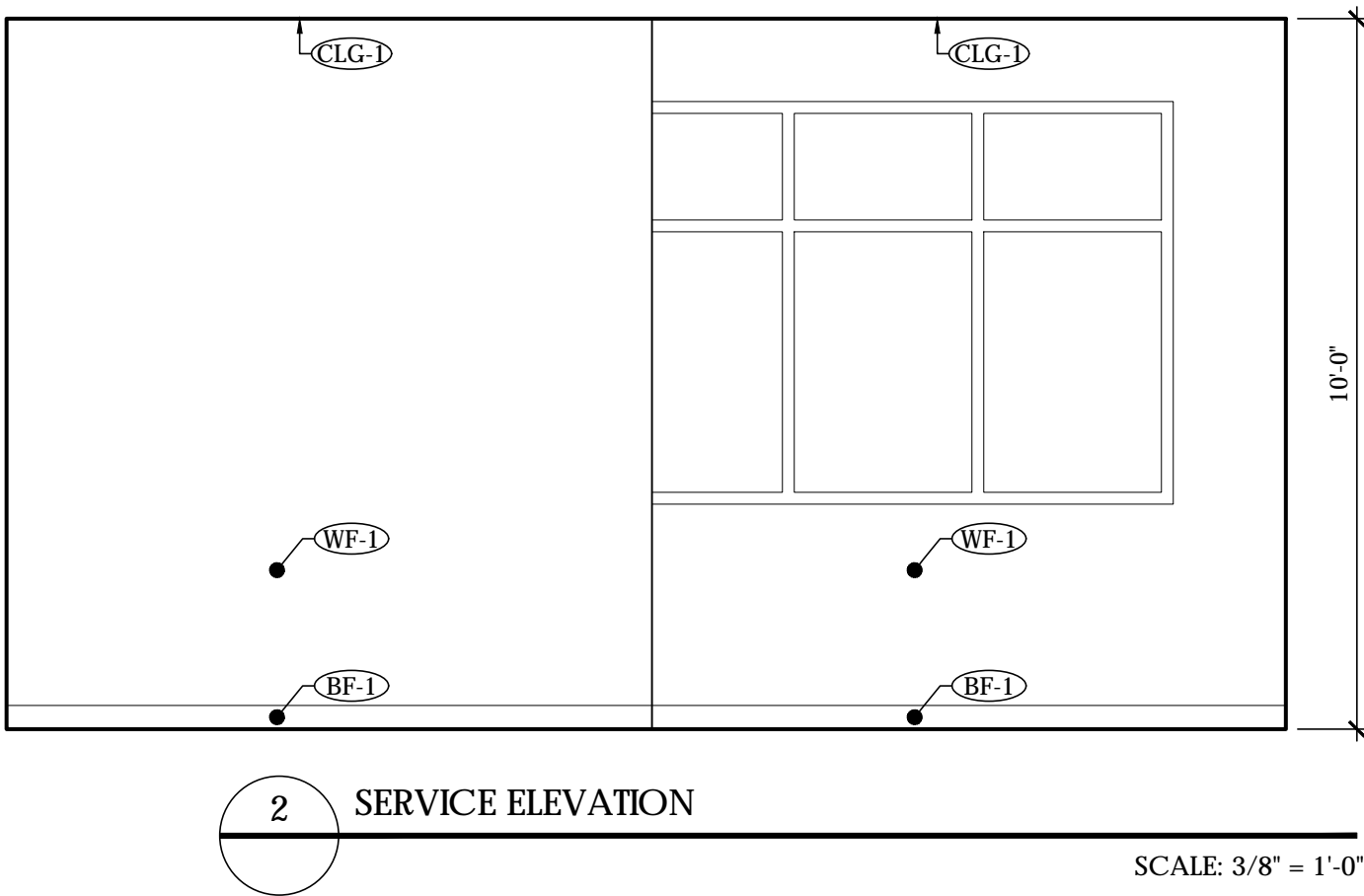
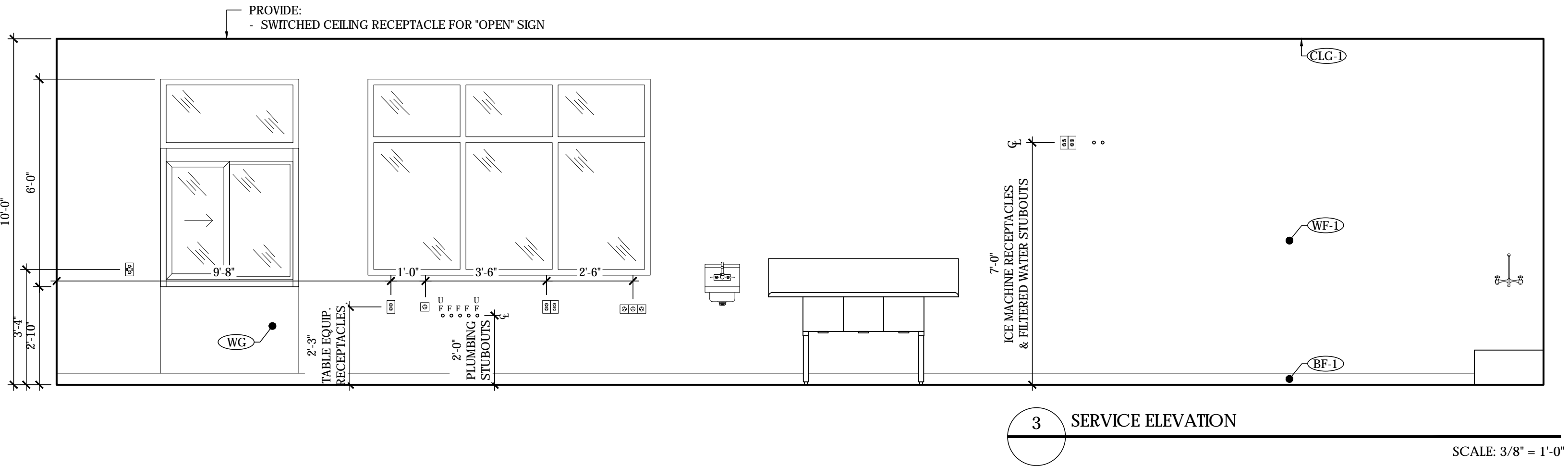
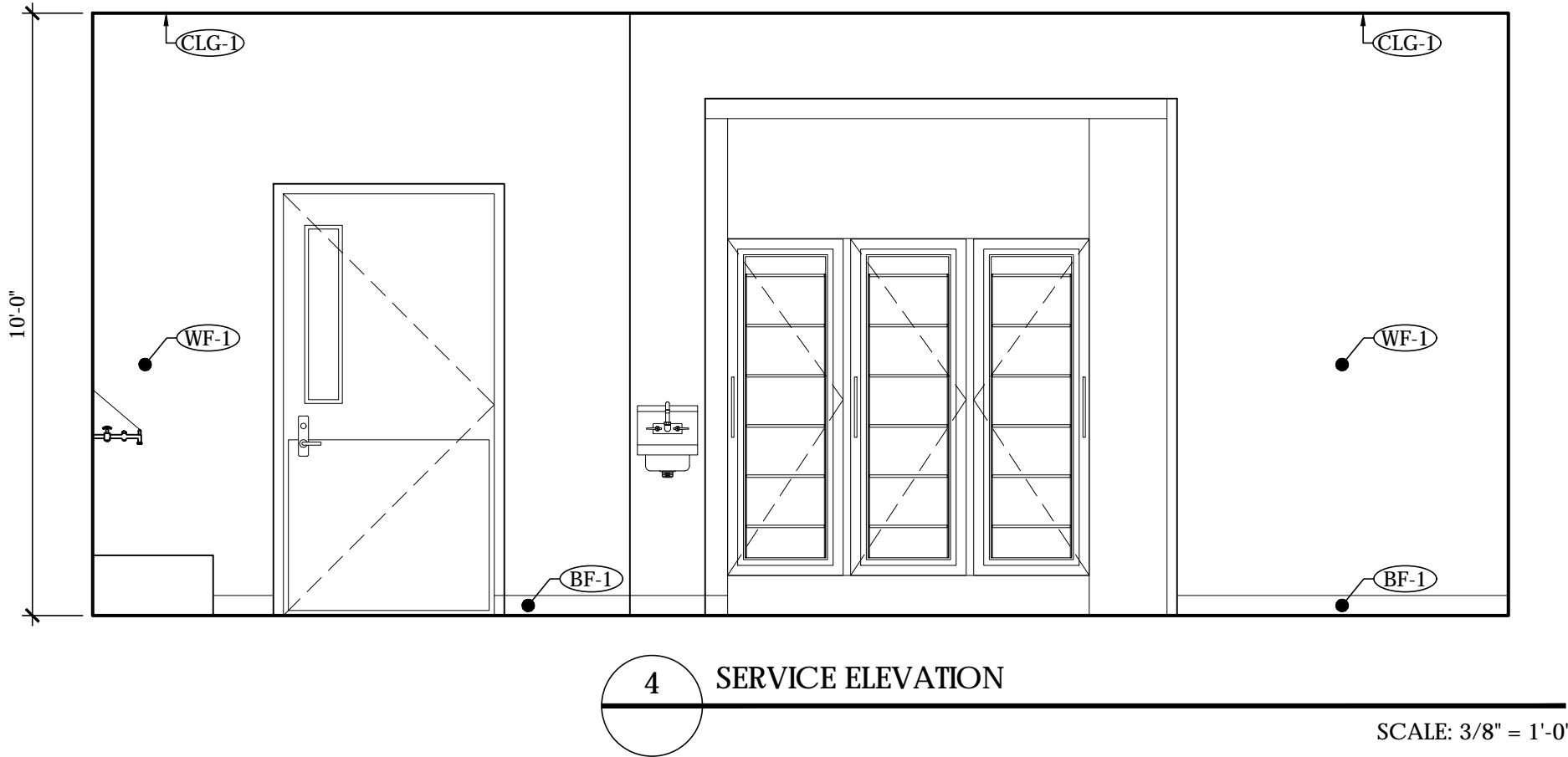
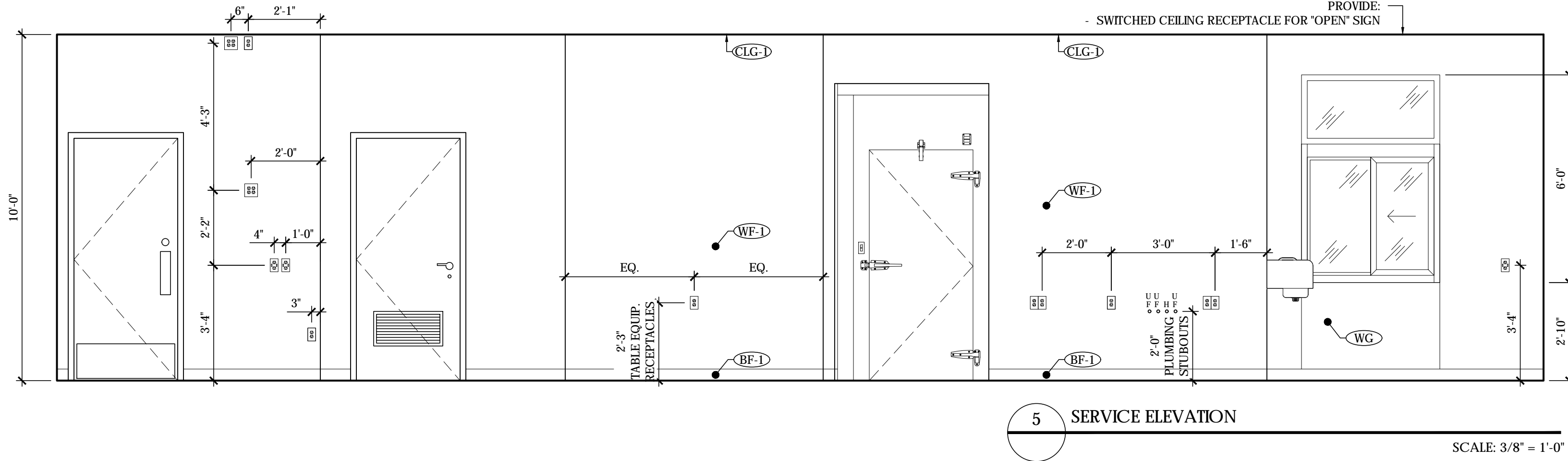
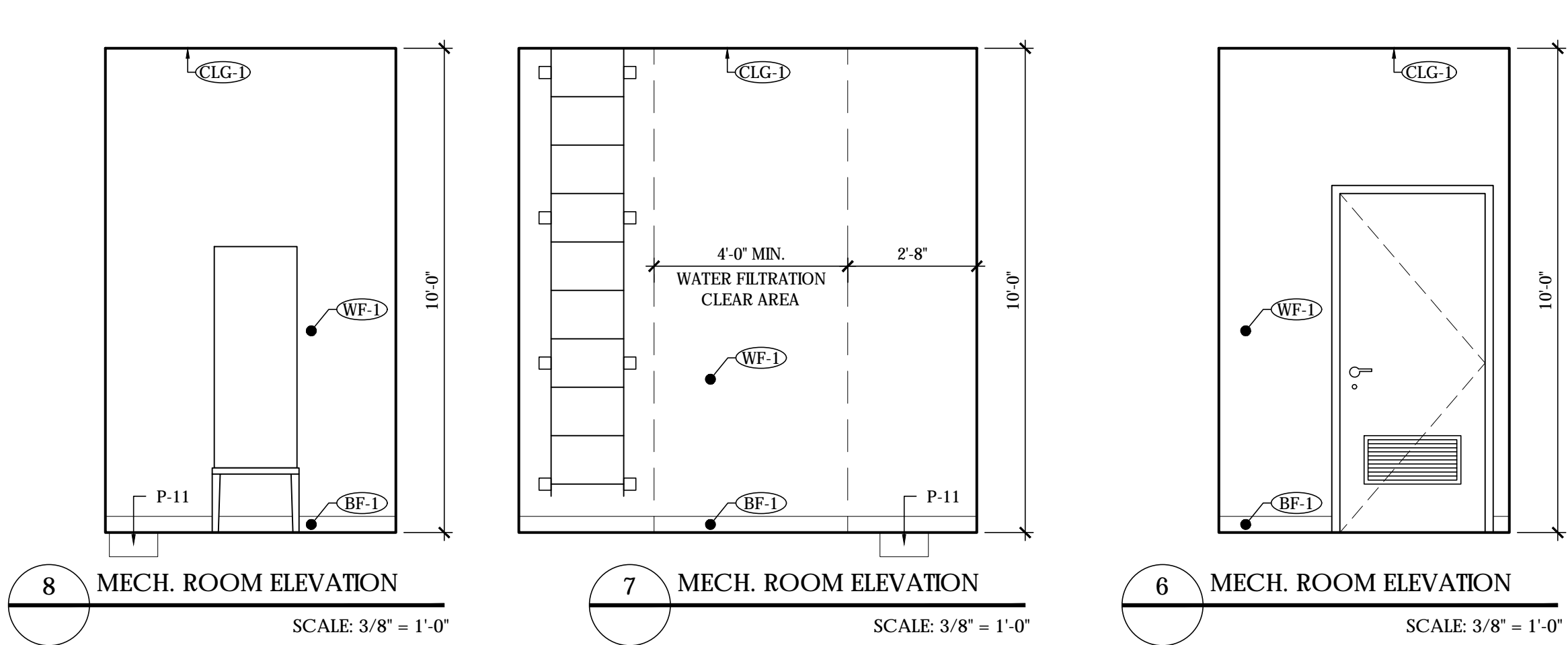
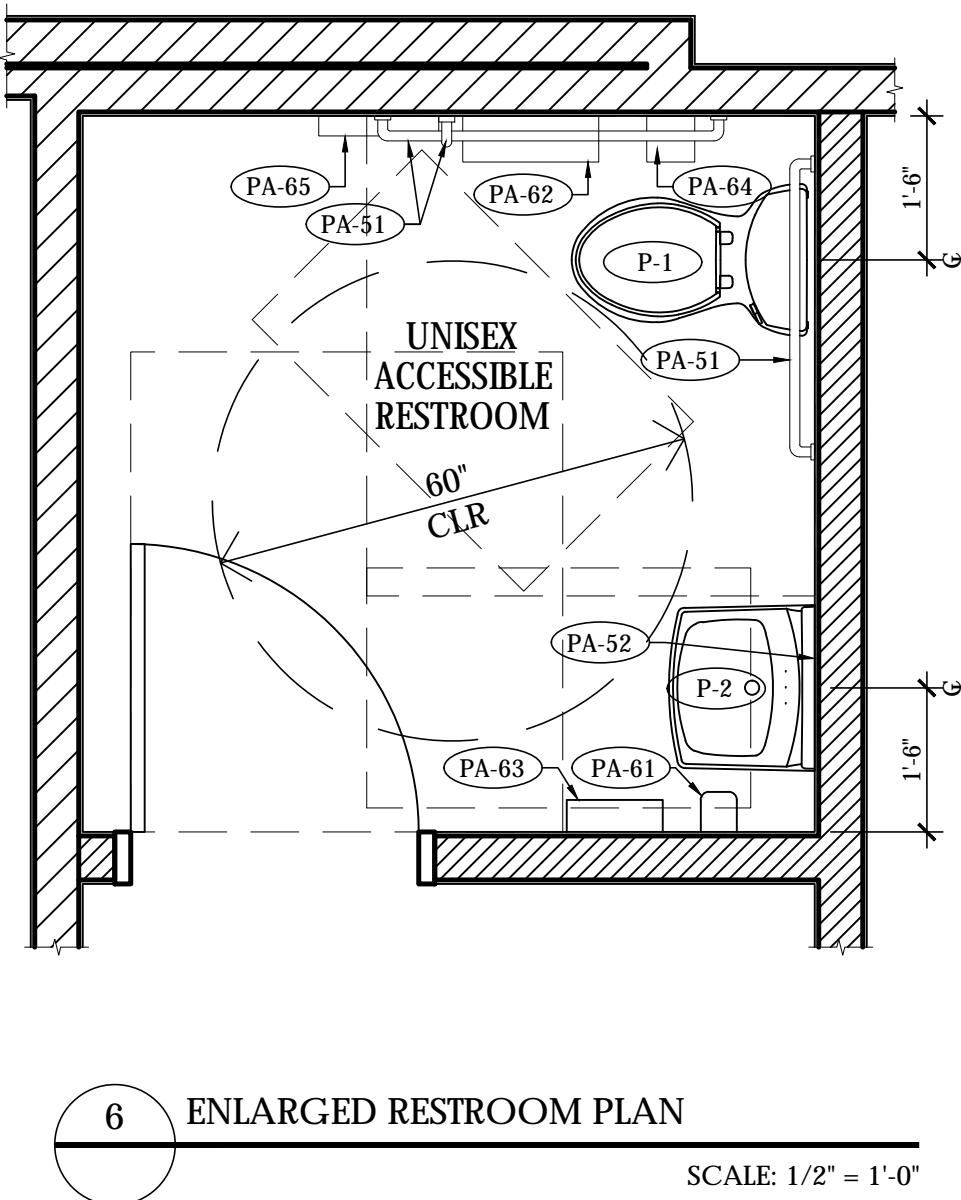
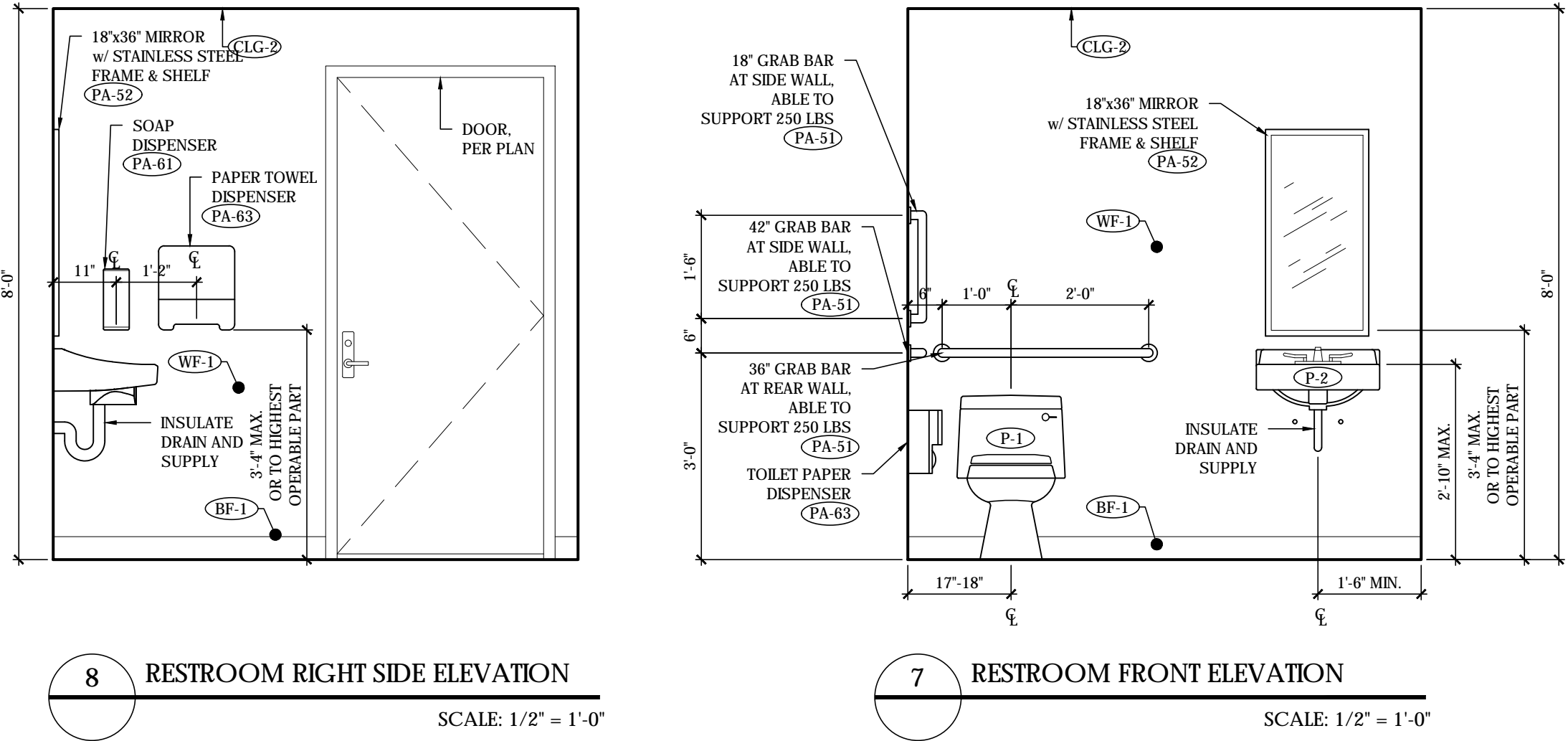
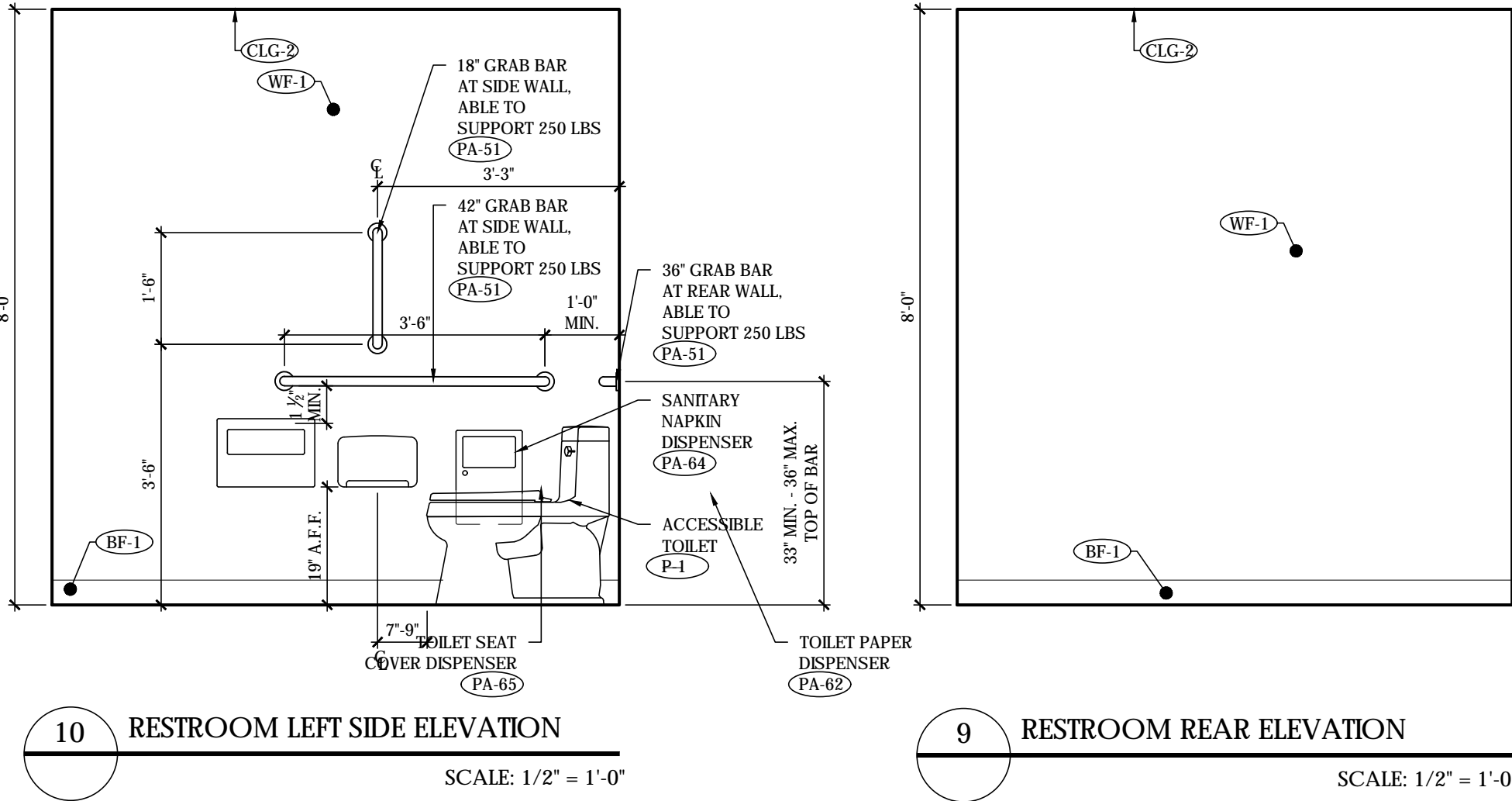
REV.	DATE	DESCRIPTION
△	06.08.23	CANOPY REVISION

SHEET NAME:

AWNING/ CANOPY
DETAILS


SHEET NUMBER:

A3.1



Steven D.
Pratt,
AIA
Architect

3801 Kirby Dr., Suite 600
Houston, Texas 77008
tel: 713 684 7708
fax: 713 684 9768



EXPIRES: 04.28.2025
Steven D. Pratt, AIA, NCARB
Florida License No.:
AR102401

CDG PROJECT NUMBER:
202202-037

Project No: FL0102

Dutch Bros Coffee - New Freestanding Store
South Goldenrod
Orlando, Florida
for: Accelerated Acquisitions, LLC
2415 E Camelback Road, Suite 400
Phoenix, Arizona 85016

ISSUED FOR
REVIEW: 03.20.2023

REV: DATE: DESCRIPTION:

SHEET NAME:

INTERIOR ELEVATIONS

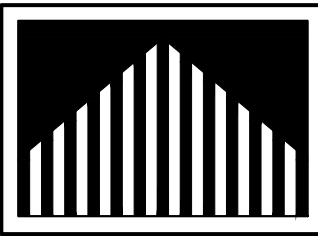
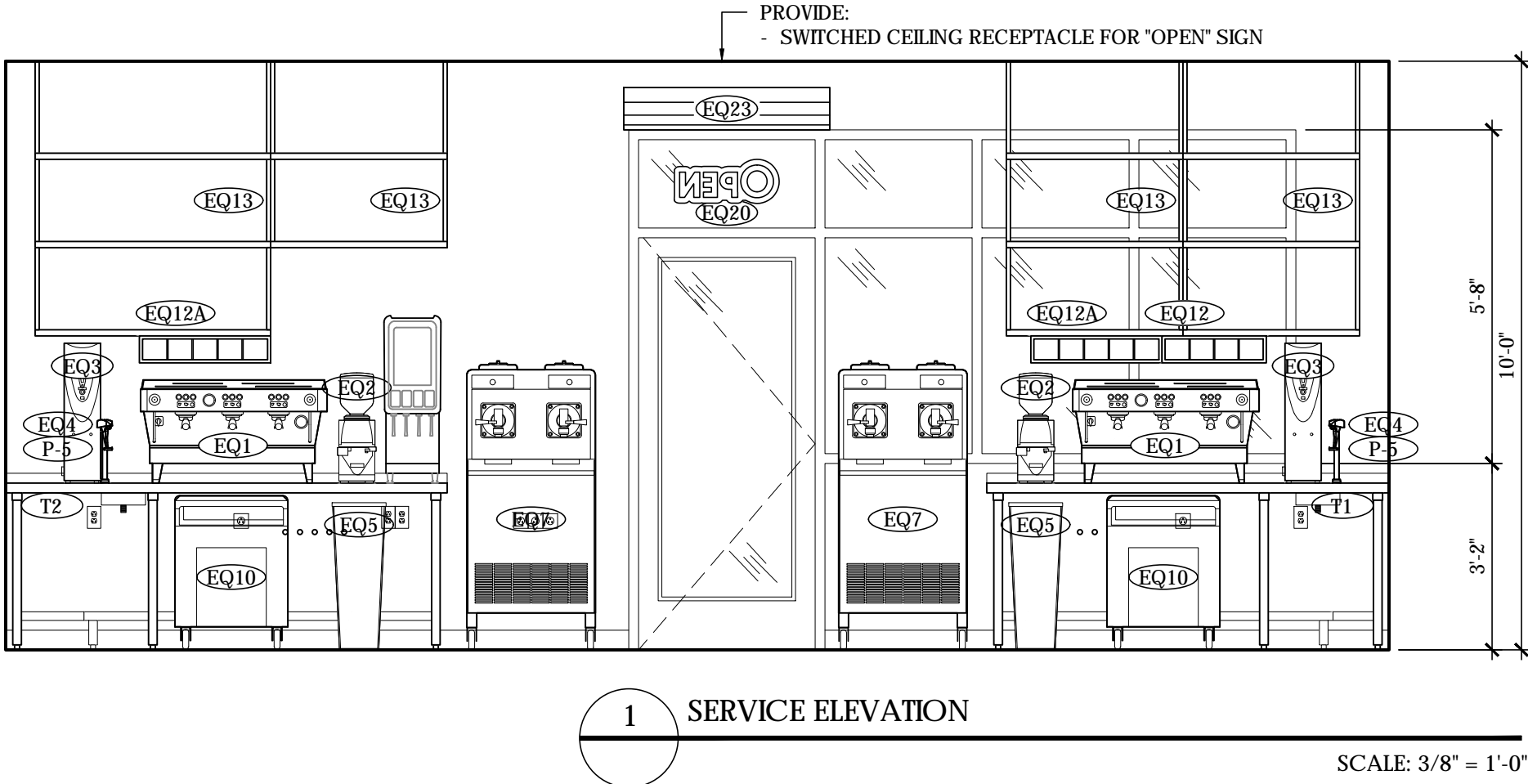
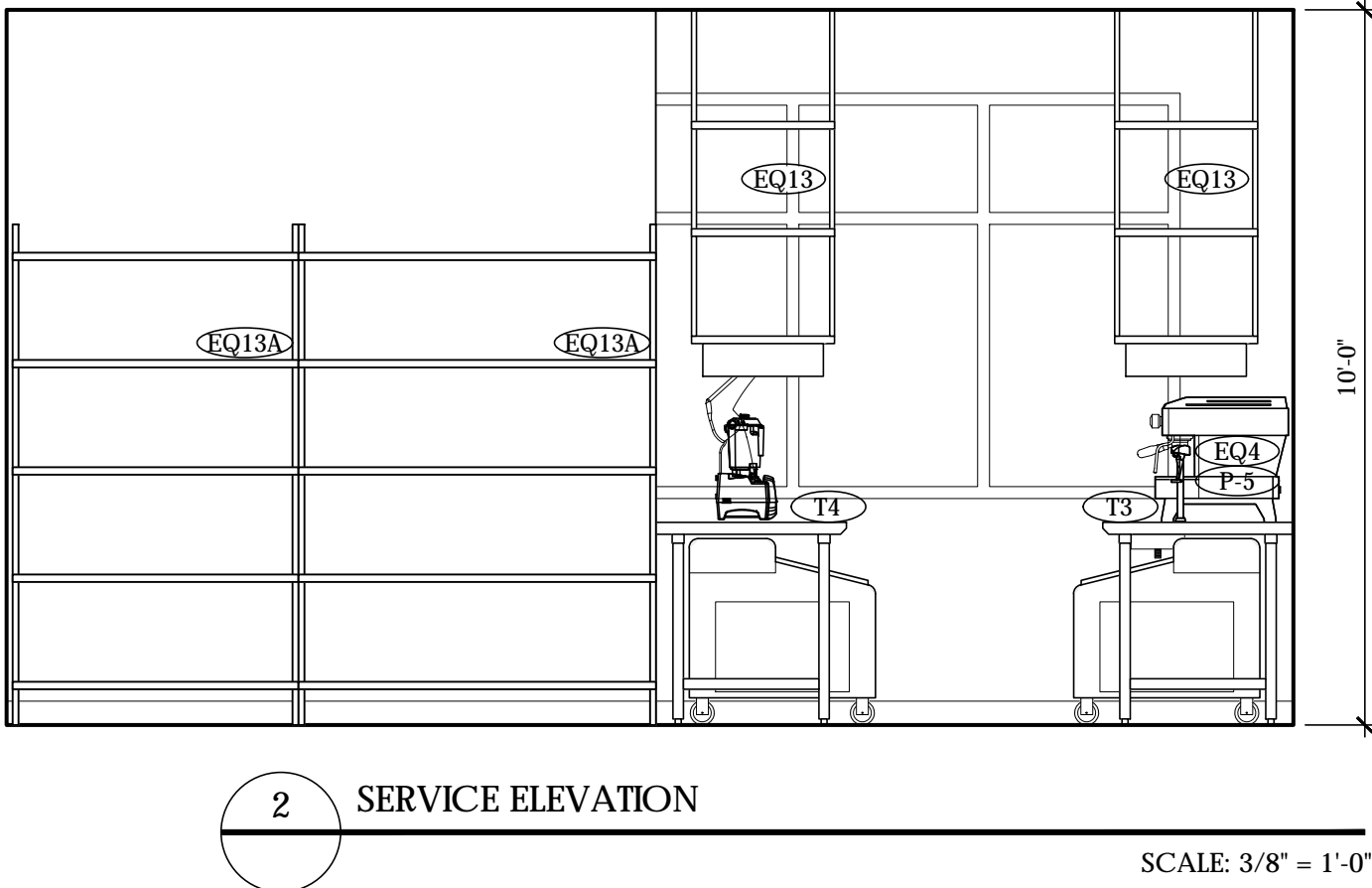
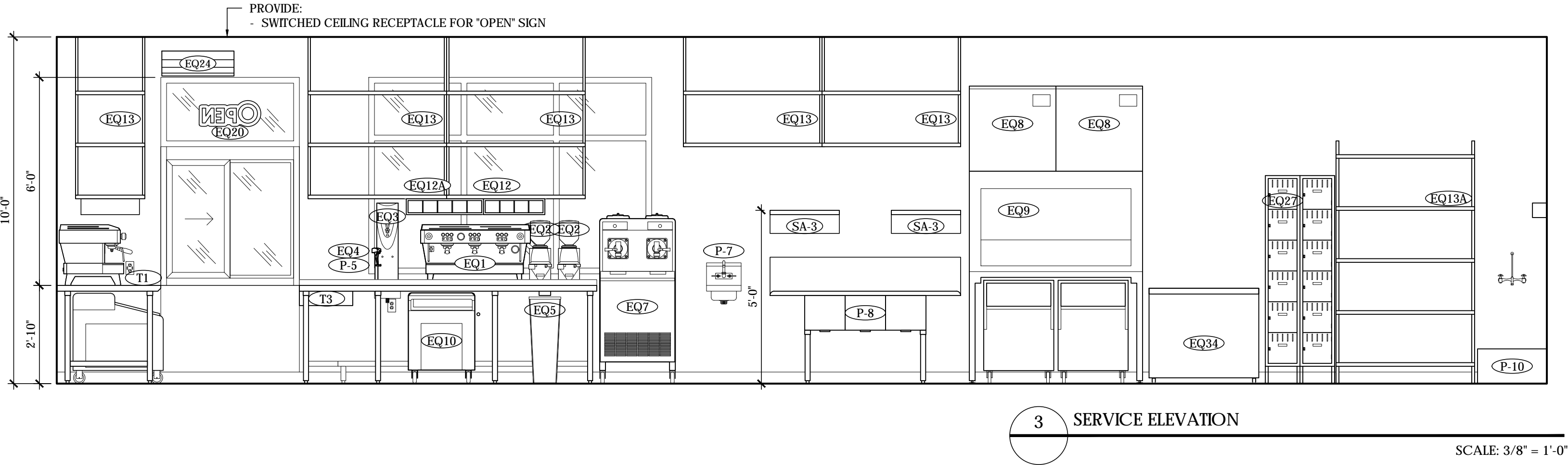
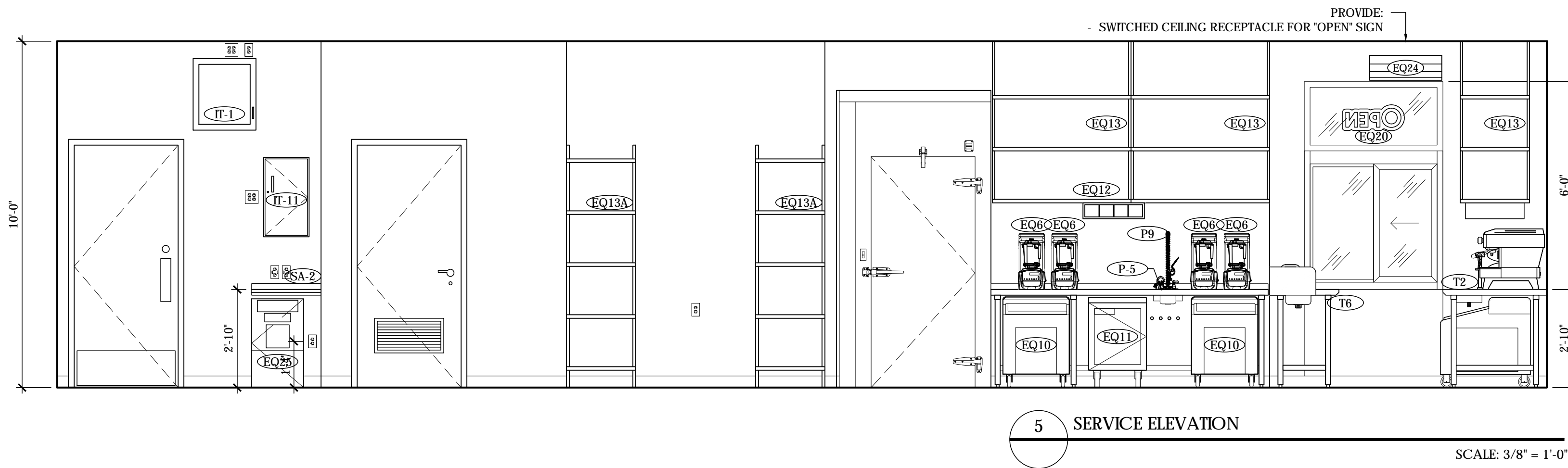
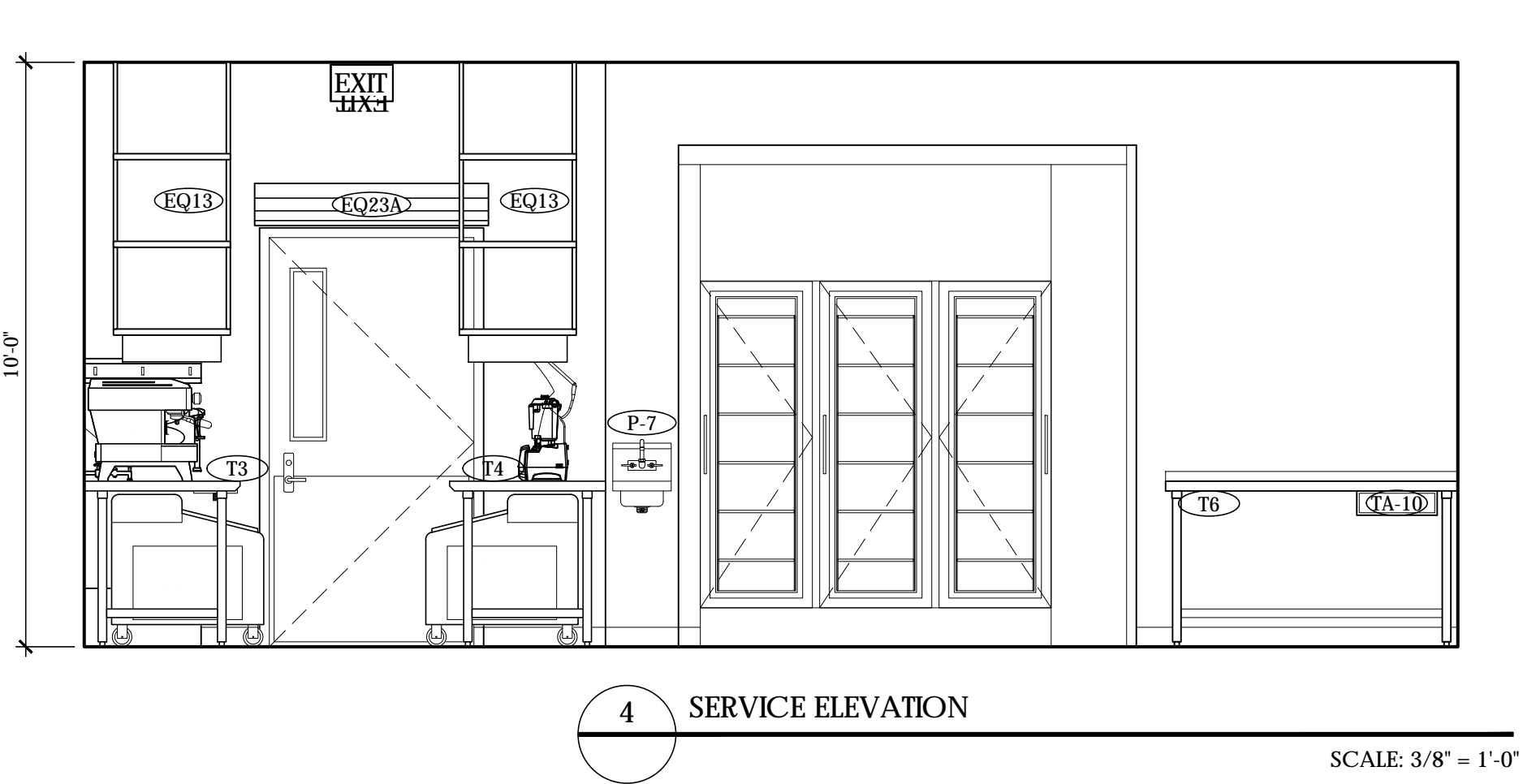
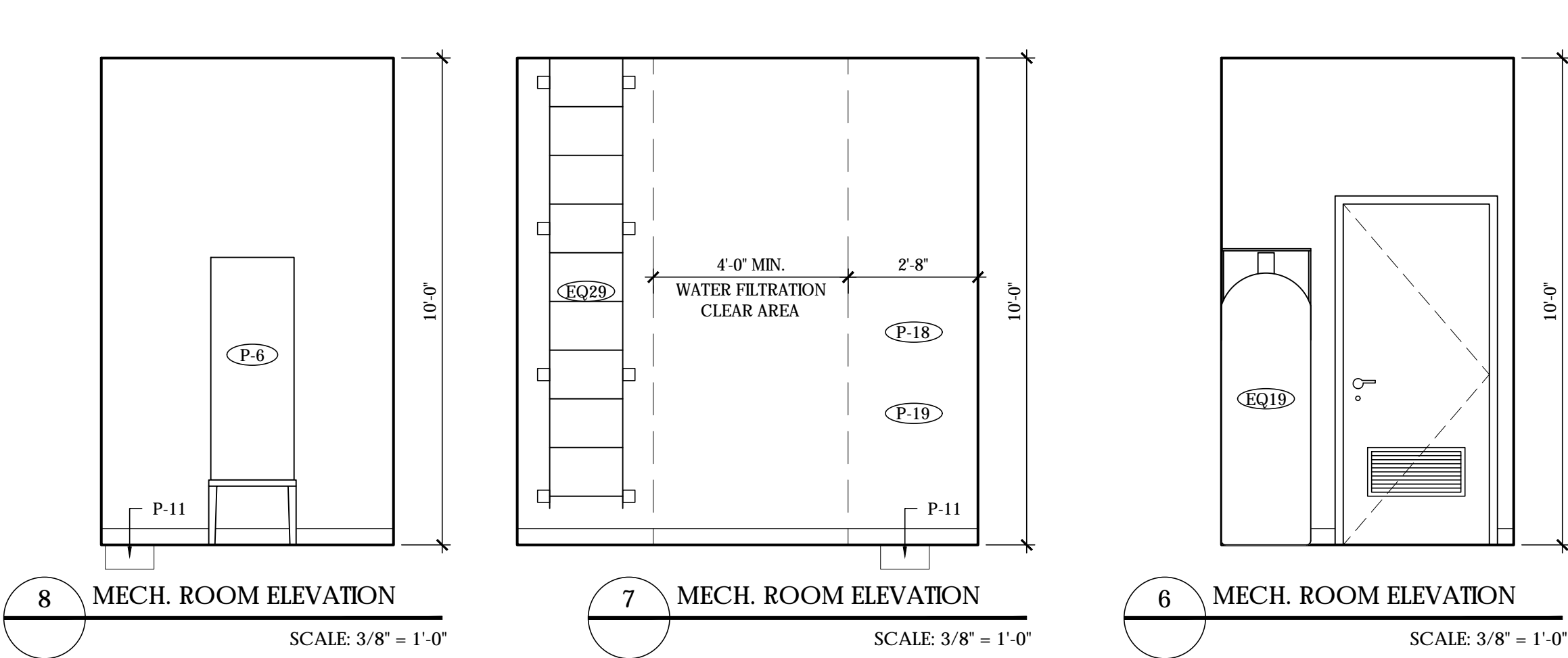
SHEET NUMBER:

A5.0

© 2023 DB Franchising USA, LLC


DB2550-A2

The name DUTCH BROS. and all associated logos, distinctive designs, content, information, and other materials featured, displayed, contained herein, and made available by Dutch Bros., including but not limited to, the "look and feel" of the establishments and products, all text, images, colors, configurations, graphics, designs, illustrations, photographs, and pictures (collectively, the "Materials") are owned by and/or licensed by DB Franchising USA, LLC. All other rights are reserved by their respective owners. No part of this document may be reproduced, stored in a retrieval system, or transmitted in any form or by any means, electronic, mechanical, photocopying, recording, or by any information storage and retrieval system, without prior written permission from Dutch Bros. Franchising USA, LLC.



Steven D.
Pratt,
AIA
Architect

3801 Kirby Dr., Suite 600
Houston, Texas 77006
tel: 713 684 7974
fax: 713 684 9768



EXPIRES: 04.28.2025
Steven D. Pratt, AIA, NCARB
Florida License No.:
AR102401

CDG PROJECT NUMBER:
202202-037

Project No: FL0102
Dutch Bros Coffee - New Freestanding Store
South Goldenrod
Orlando, Florida
for: Accelerated Acquisitions, LLC
2415 E Camelback Road, Suite 400
Phoenix, Arizona 85016

ISSUED FOR
REVIEW: 03.20.2023

REV.	DATE:	DESCRIPTION:

SHEET NAME:

INTERIOR ELEVATIONS
- EQUIPMENT

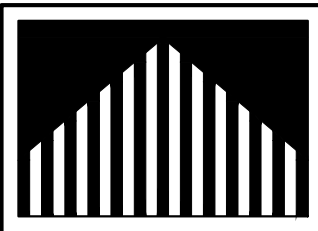
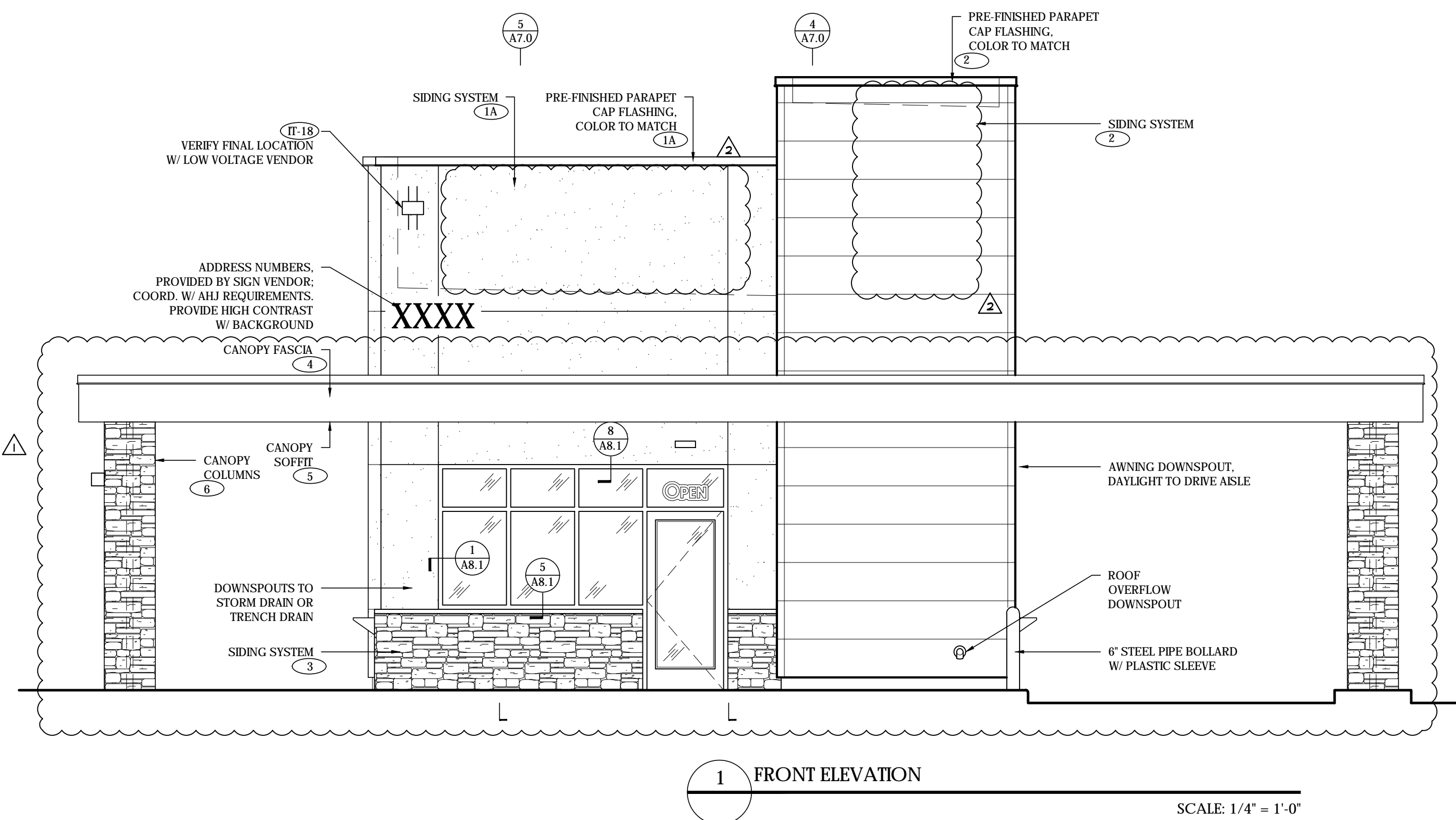
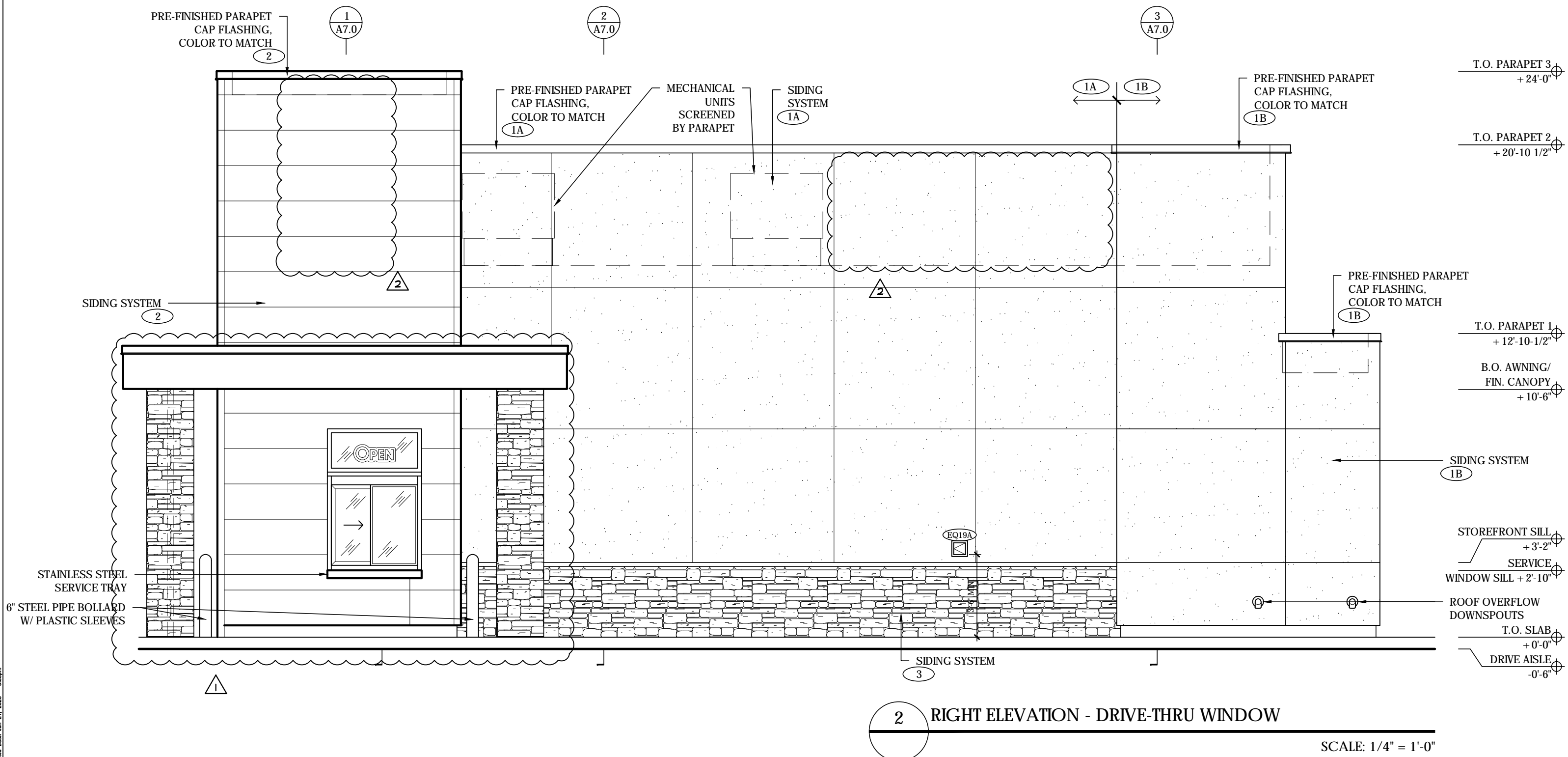
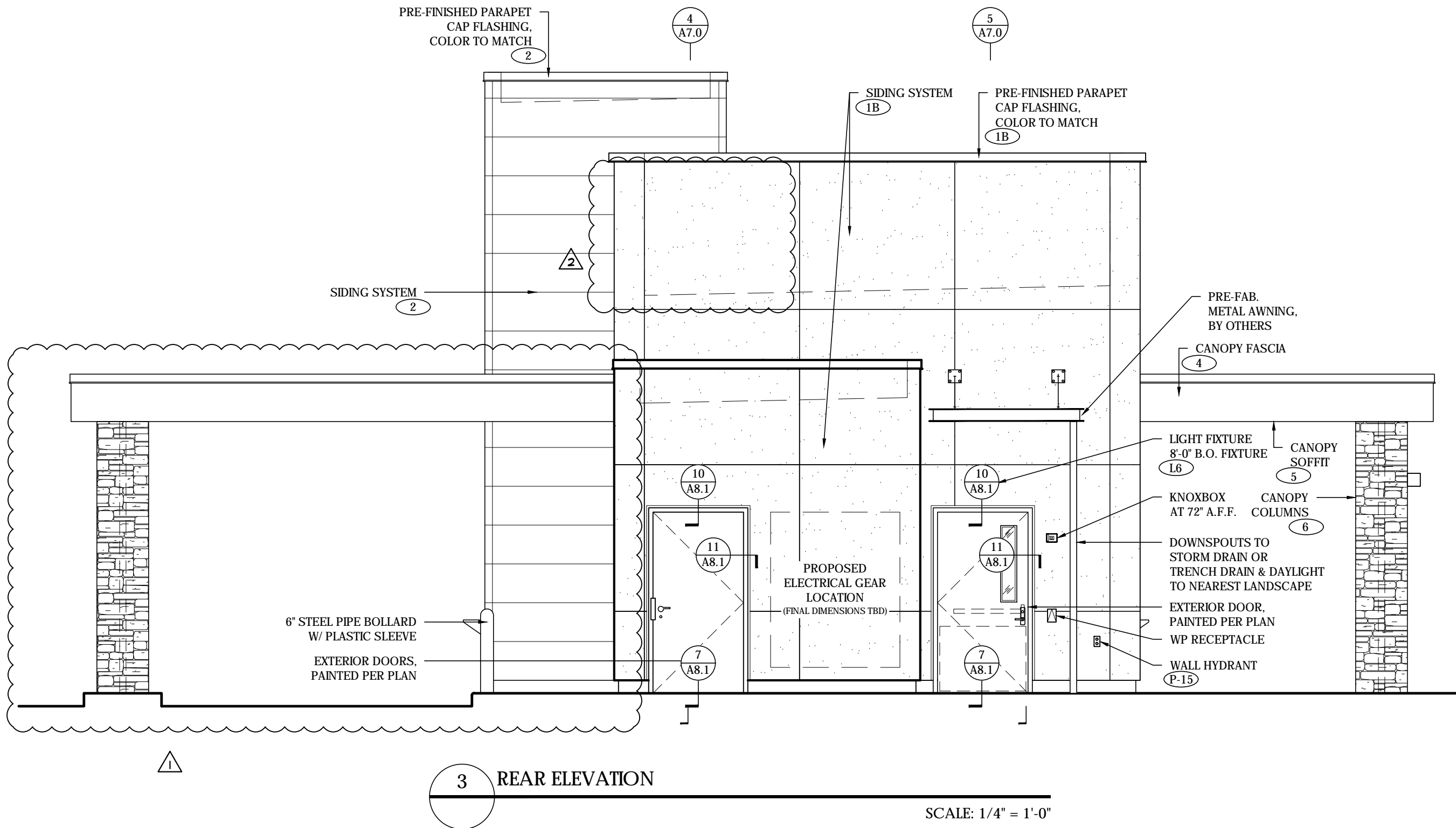
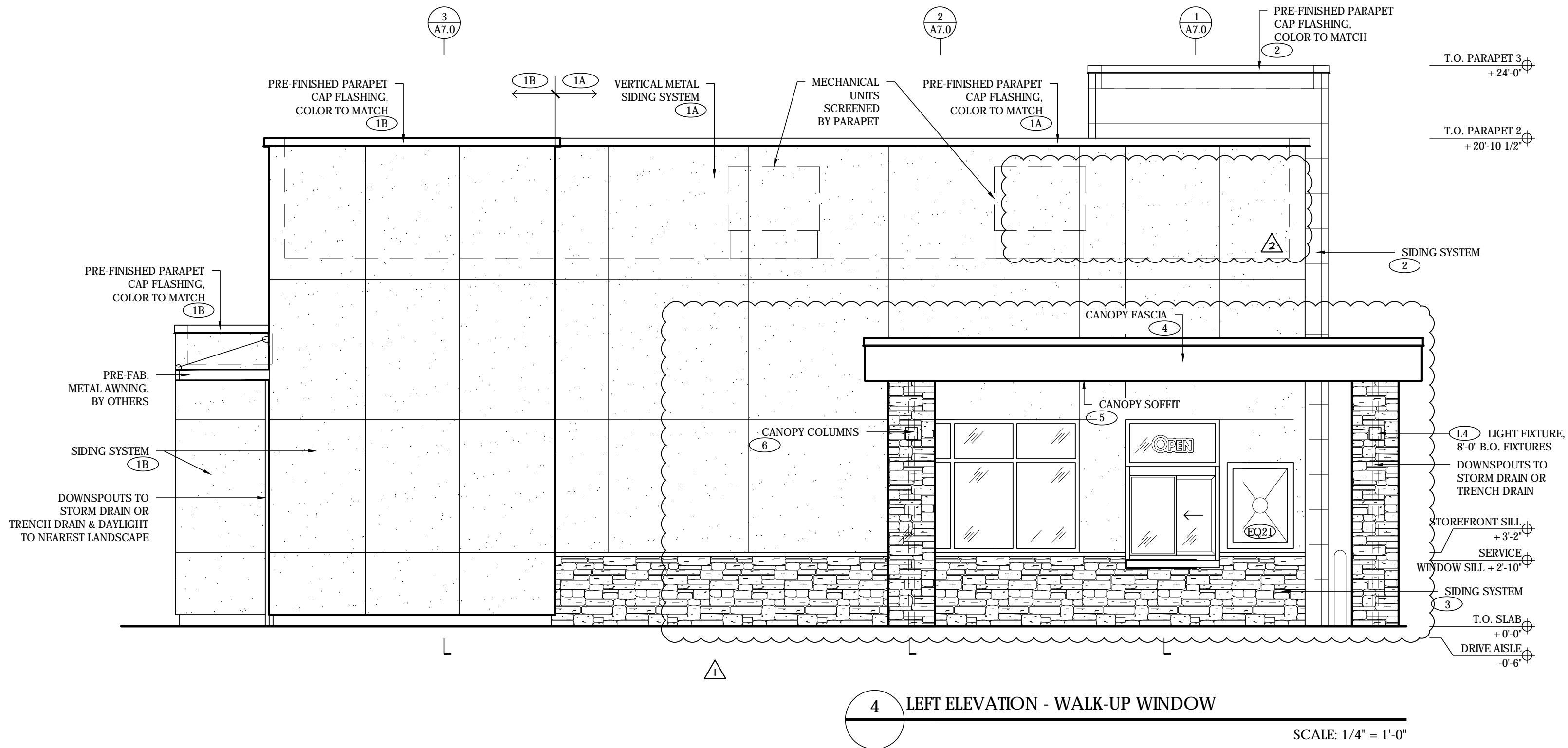
SHEET NUMBER:

A5.1

"The name DUTCH BROS. and all associated logos, distinctive designs, content, information, and other materials featured, contained herein, and made available by Dutch Bros., including but not limited to, the "look and feel" of the establishments and products, all text, images, colors, configurations, graphics, designs, illustrations, photographs, and pictures (collectively, the "Materials") are owned by and/or licensed by DB Franchising USA, LLC. All other materials, including but not limited to, the "look and feel" of the establishments and products, all text, images, colors, configurations, graphics, designs, illustrations, photographs, and pictures (collectively, the "Materials") are owned by and/or licensed by DB Franchising USA, LLC. All other materials, including but not limited to, the "look and feel" of the establishments and products, all text, images, colors, configurations, graphics, designs, illustrations, photographs, and pictures (collectively, the "Materials") are owned by and/or licensed by DB Franchising USA, LLC.


APPROVED IMPACT MATERIALS			
MATERIAL	MANUFACTURER	MODEL	APPROVAL NUMBER
FIBER CEMENT SIDING	NICHIHA	ILLUMINATION, AWP 1818 w/ FACTORY PANEL CORNERS	FL12098-R9
STOREFRONT	KAWNEER	TRIFAB 451T	FL10008-R6
METAL DOOR	CECO		FL10723-R8
ROOF HATCH	BILCO	S-20	NOA #20-1104.24
ATTIC ACCESS DOOR	BEST ACCESS	BA-BXTA-H, 36X36	FL22309

EXTERIOR FINISH SCHEDULE - ALTERNATE w/ CANOPY				
ID TAG	MATERIAL	MANUFACTURER	MODEL	REMARKS
ZONE 1 (BODY)				
1A	STUCCO	DRYVIT	CCP-2 SYSTEM, SANDPEBBLE FINE E FINISH; REVEALS AS SHOWN	PAINTED; COLOR: BLDG DB DARK GRAY
1B	STUCCO	DRYVIT	CCP-2 SYSTEM, SANDPEBBLE FINE E FINISH; REVEALS AS SHOWN	PAINTED; COLOR: BLDG DB LIGHT GRAY
ZONE 2 (TOWER)				
2	FIBER CEMENT SIDING	NICHIHA	ILLUMINATION, AWP 1818 w/ FACTORY PANEL CORNERS	COLOR: BLDG DB BLUE
ZONE 3 (BASE)				
3	STONE VENEER	ELDORADO STONE	CLIFFSTONE, BANFF SPRINGS	COLOR: PER MFR.
	STONE SILL	ELDORADO STONE	SNAPPED EDGE WAINSCOT SILL	COLOR: PEWTER
ZONE 4 (FRAMED CANOPY)				
4	FASCIA	WESTERN STATES METAL ROOFING	T-GROOVE, 10"	3 SIDES; COLOR: BLDG DB DARK GRAY
5	SOFFIT	HEWN ELEMENTS	NATURAL NORTHWESTERN SPRUCE	1x6, T&G, 1/8" REVEAL
6	COLUMNS	ELDORADO STONE	CLIFFSTONE, BANFF SPRINGS	COLOR: PER MFR.
NOTE: GC TO PROVIDE 3"x2" SMOOTH DOWNSPOUTS, AND ALL NECESSARY ADAPTORS, AT AWNING AND CANOPY LOCATIONS; COLOR: BLDG DB DARK GRAY				



Steven D. Pratt,
AIA
Architect

3801 Kirby Dr., Suite 600
Houston, Texas 77008
tel: 713 684 7974
fax: 713 684 9768



EXPIRES: 04.28.2025
Steven D. Pratt, AIA, NCARB
Florida License No.:
AR102401

CDG PROJECT NUMBER:
202202-037

Project No: FL0102
Dutch Bros Coffee - New Freestanding Store
207 South Goldemod Road
Orlando, Florida 32807
for: Accelerated Acquisitions, LLC
2415 E Camelback Road, Suite 400
Phoenix, Arizona 85016

ISSUED FOR
REVIEW: 03.20.2023

REV.	DATE	DESCRIPTION
1	06.08.23	CANOPY REVISION
2	06.21.23	CITY CMNTS

SHEET NAME:

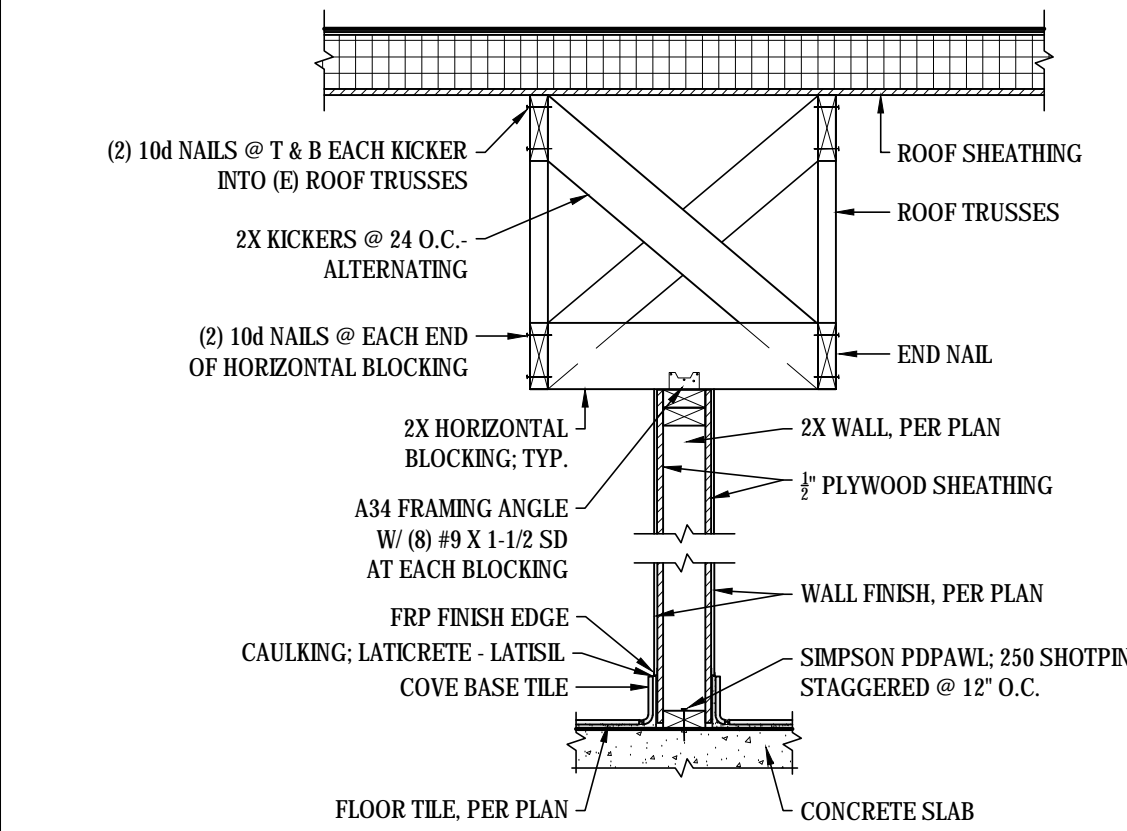
BUILDING ELEVATIONS

SHEET NUMBER:

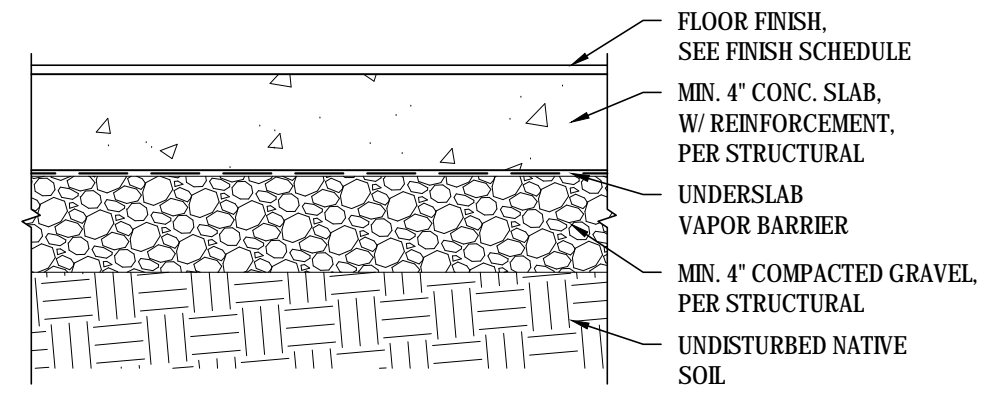
A6.0

© 2023 DB Franchising USA, LLC

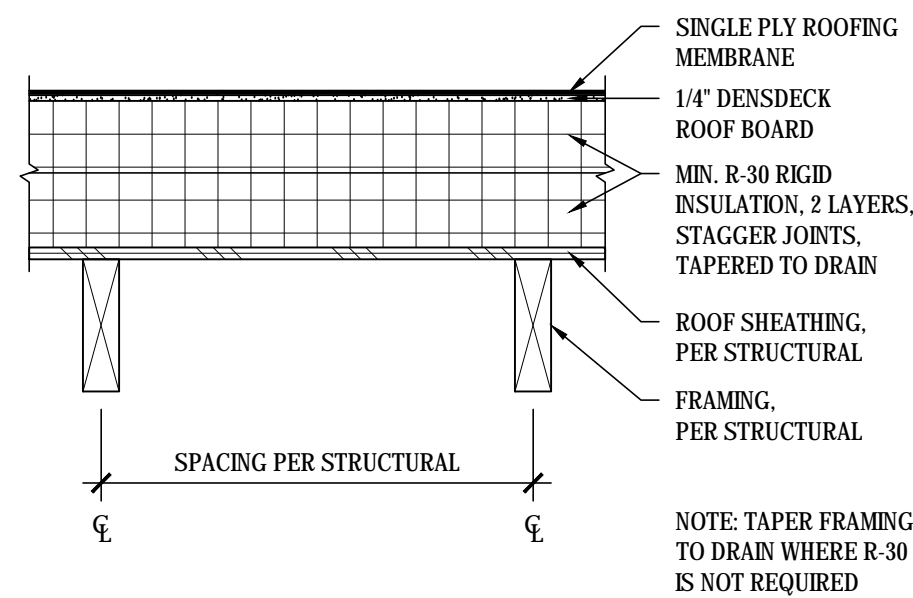
The name DUTCH BROS. and all associated logos, content, information, and other materials featured, displayed, contained herein, and made available by Dutch Bros., including but not limited to, the "Dutch Bros." logo, are owned by and/or licensed by DB Franchising USA, LLC. All other marks, names, and content are the property of their respective owners. No part of this drawing may be reproduced or transmitted in any form or by any means, electronic or mechanical, including photocopying, recording, or by any information storage and retrieval system, without prior written permission from Dutch Bros. Franchising USA, LLC.



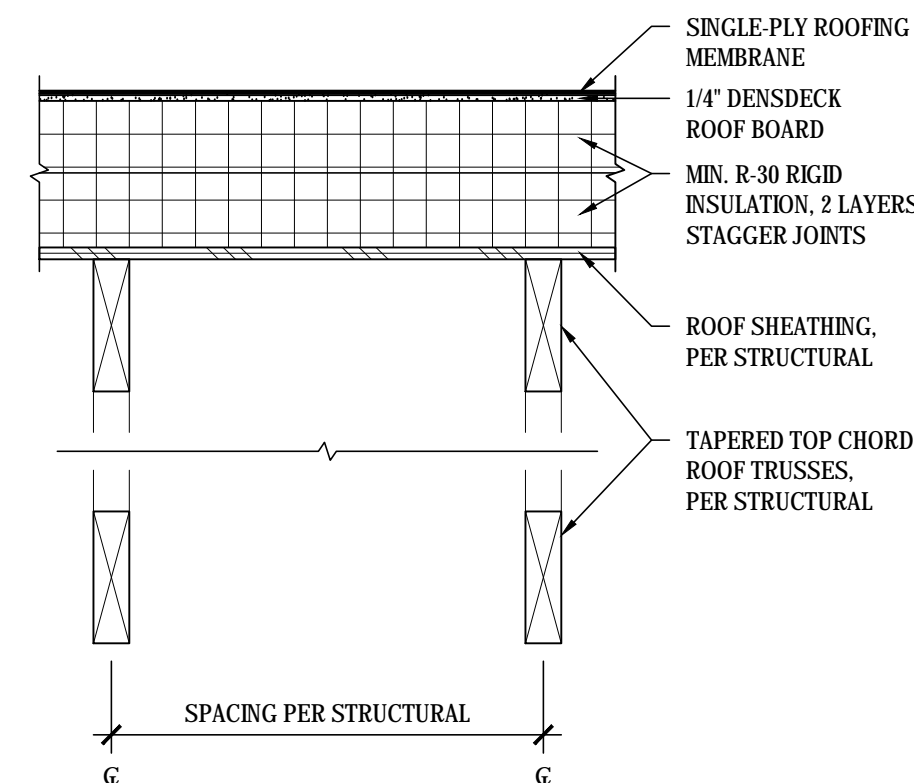
9 TOP/ BOTTOM OF WALL BRACING
SCALE: 3/4" = 1'-0"



8 BUILDING CONCRETE SLAB
SCALE: 1 1/2" = 1'-0"



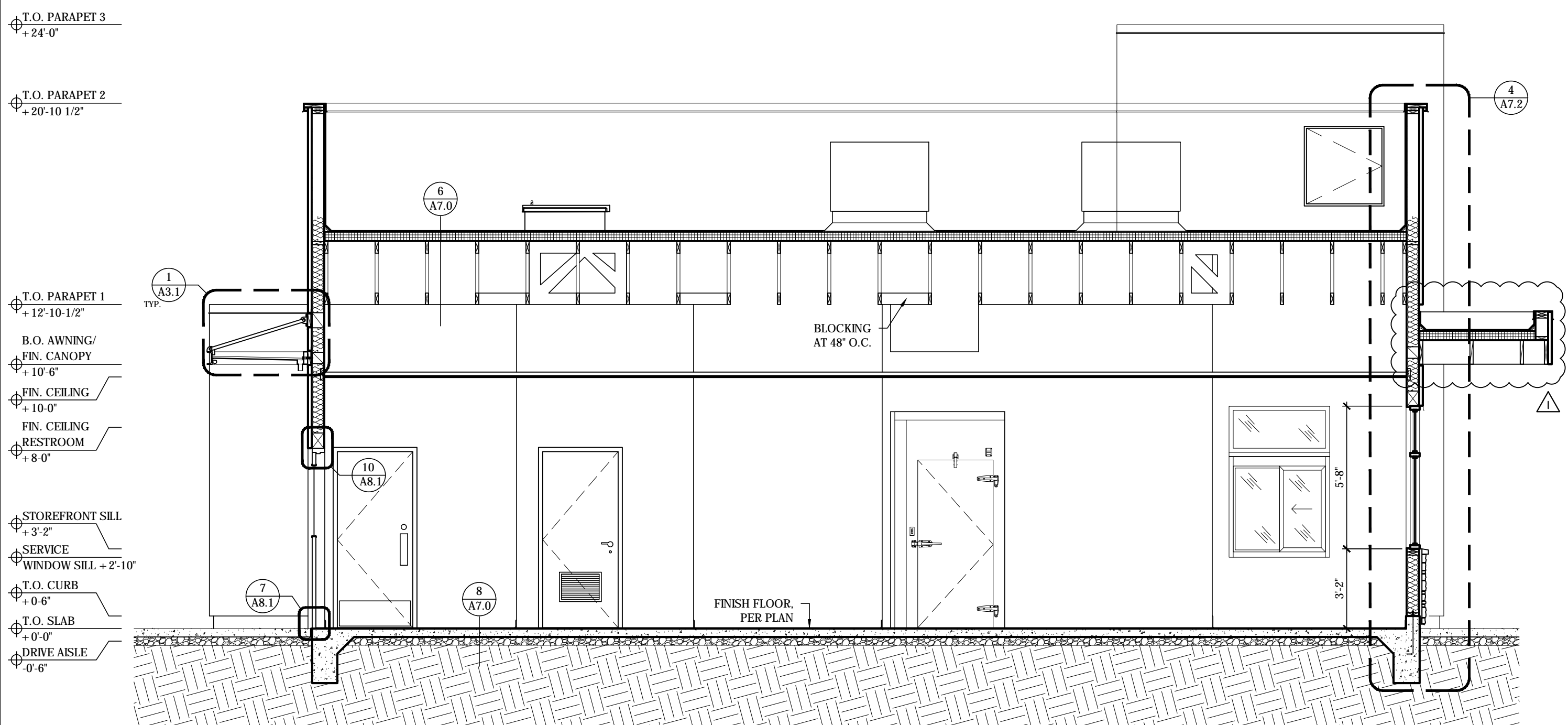
7 ROOF ASSEMBLY - JOISTS
SCALE: 1 1/2" = 1'-0"



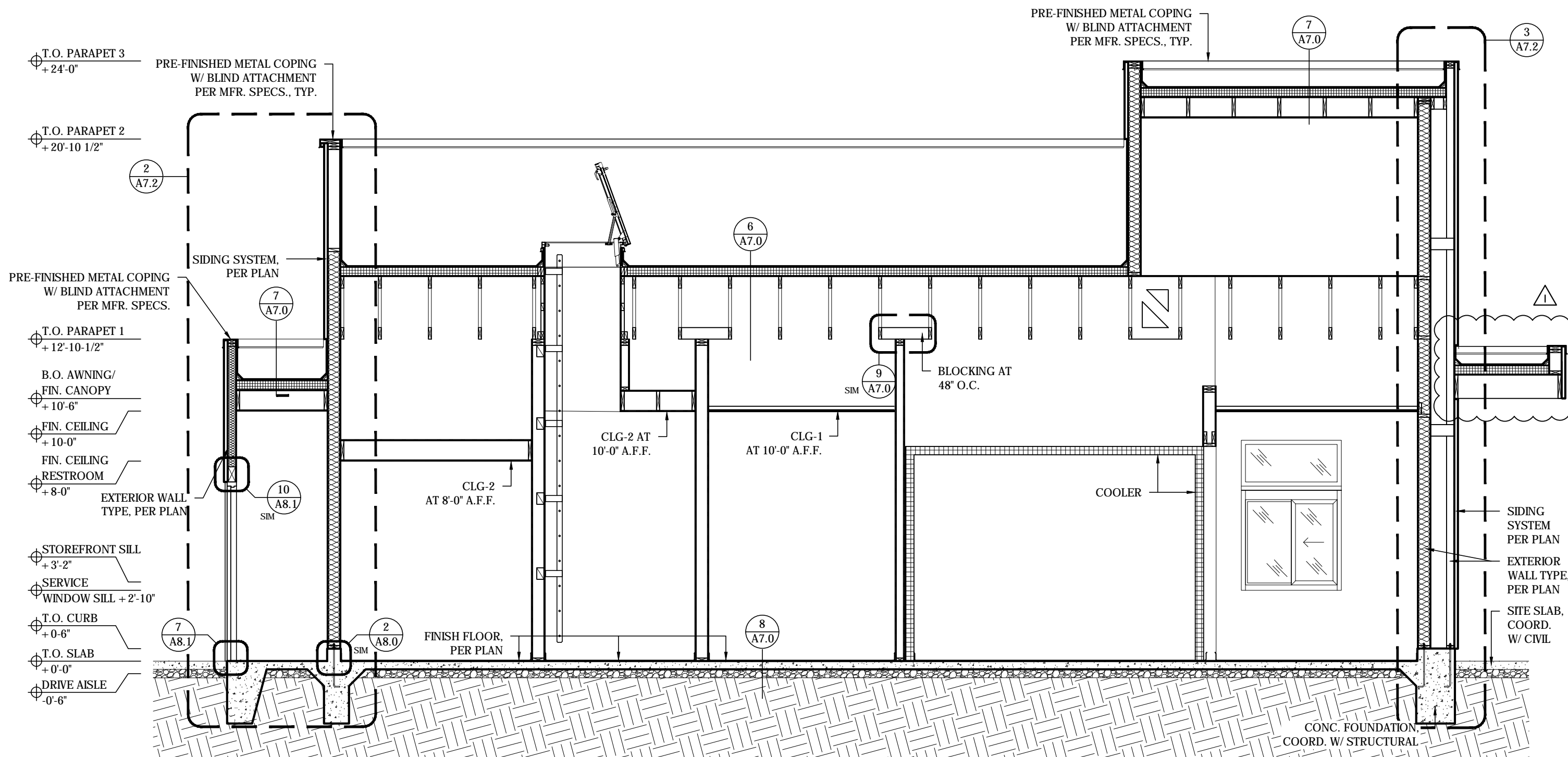
6 ROOF ASSEMBLY - TRUSSES
SCALE: 1 1/2" = 1'-0"

GENERAL NOTES:

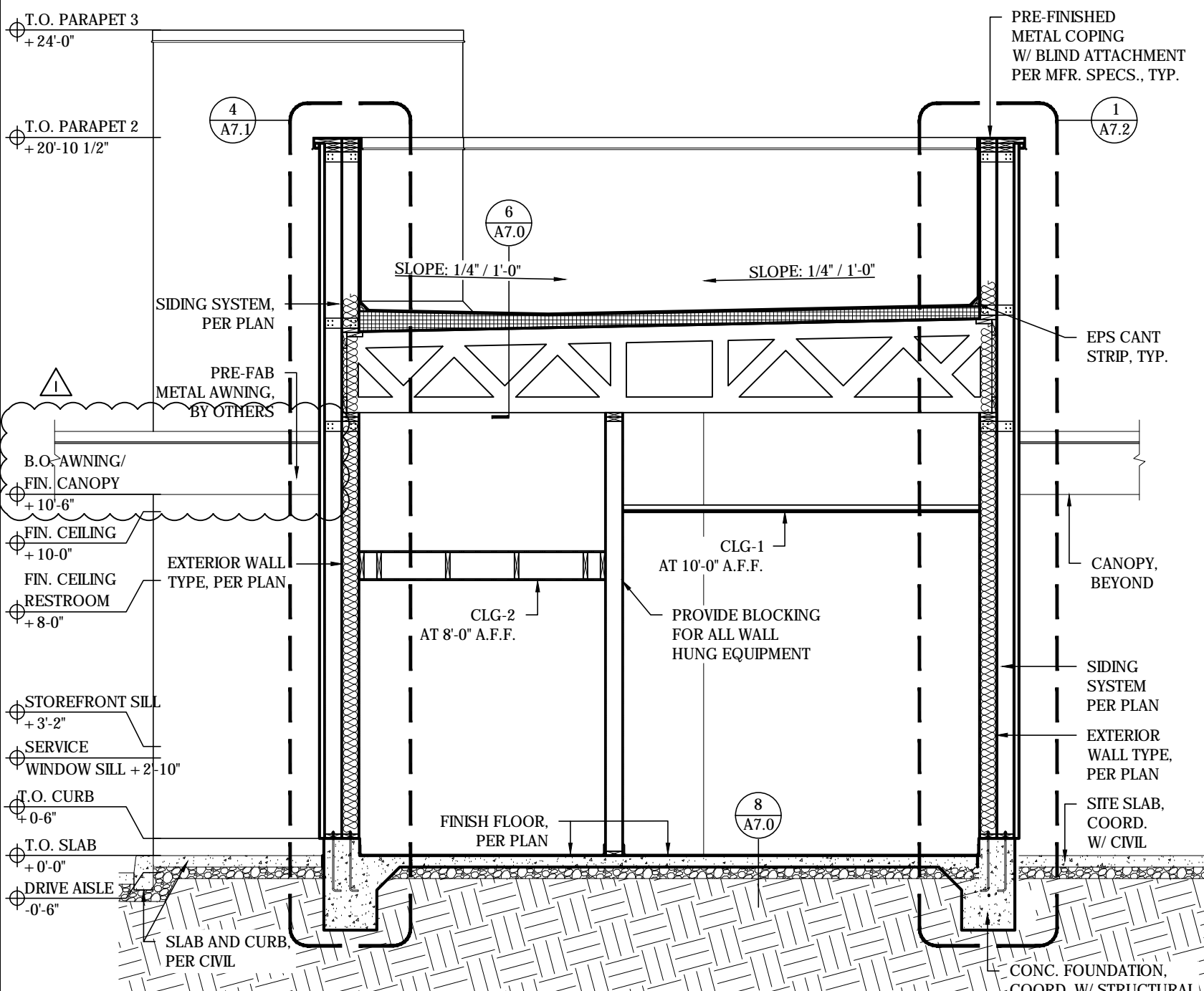
- COORDINATE WITH STRUCTURAL DRAWINGS FOR SIZES, CONNECTION DETAILS OF WOOD FRAMING, POSTS, JOISTS, GIRDERS, WOOD DECKING AND OTHER STRUCTURAL COMPONENTS.
- COORDINATE WITH STRUCTURAL DRAWINGS FOR REINFORCEMENT OF CONCRETE SLABS, FOOTINGS, FOUNDATIONS, AND WALL TYPES.
- COORDINATE WINDOW TYPES WITH FLOOR PLANS AND FRAME TYPES. PROVIDE BITUMINOUS DAMPROOFING ON ALL EXTERIOR WALLS BELOW GRADE LEVEL AS INDICATED IN THE SPECIFICATIONS.
- AIR BARRIER JOINTS AND SEAMS SHALL BE SEALED, INCLUDING SEALING TRANSITIONS IN PLACES AND CHANGES IN MATERIALS. THE JOINTS AND SEALS SHALL BE SECURELY INSTALLED IN OR ON THE JOINT FOR ITS ENTIRE LENGTH SO AS NOT TO DISLODGE, LOOSEN OR OTHERWISE IMPAIR ITS ABILITY TO RESIST POSITIVE AND NEGATIVE PRESSURE FROM WIND, STACK EFFECT AND MECHANICAL VENTILATION.
- PENETRATIONS OF THE AIR BARRIER SHALL BE CAULKED, GASKETED OR OTHERWISE SEALED IN A MANNER COMPATIBLE WITH THE CONSTRUCTION MATERIALS AND LOCATION.



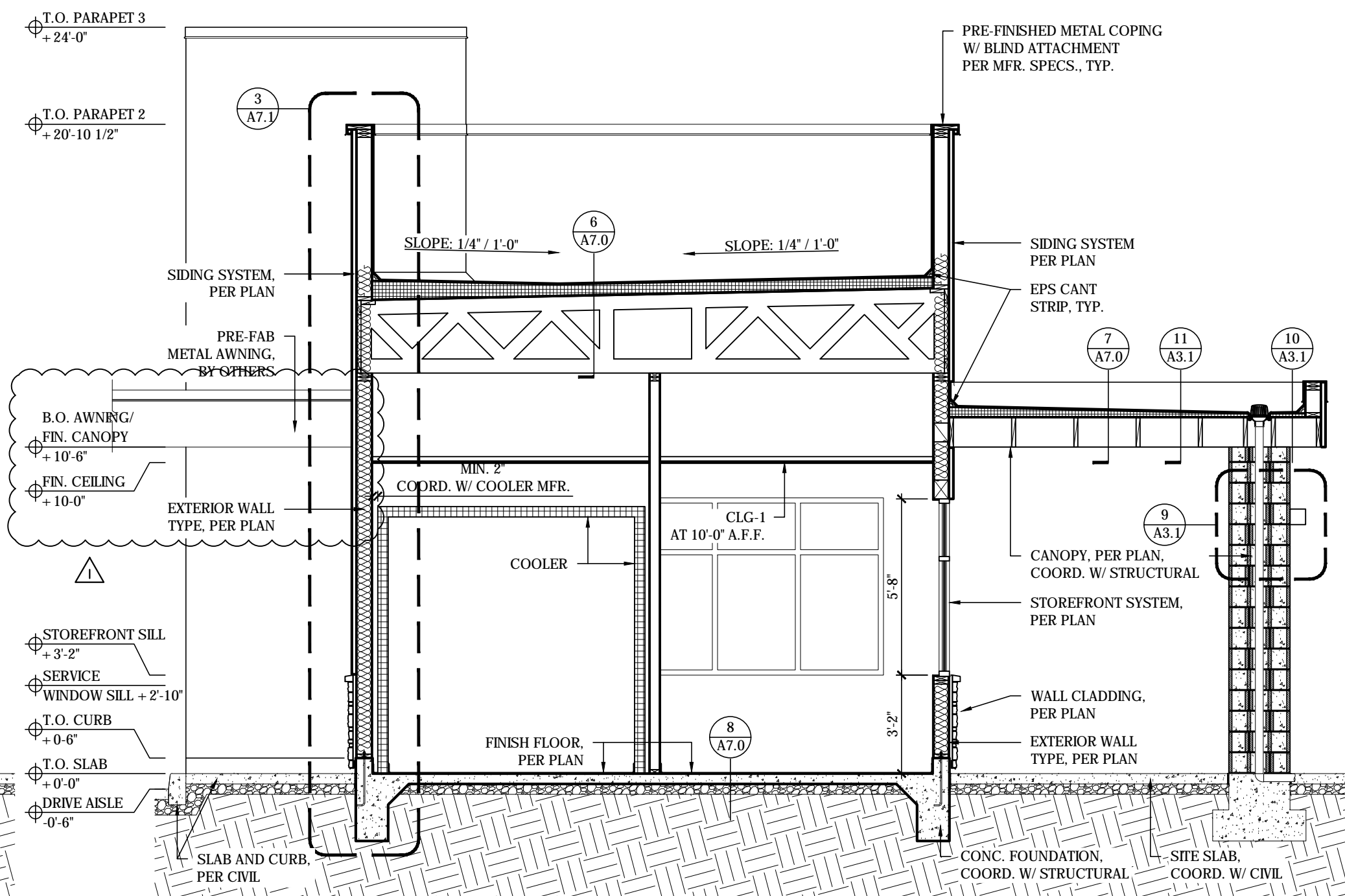
5 BUILDING SECTION
SCALE: 1/4" = 1'-0"



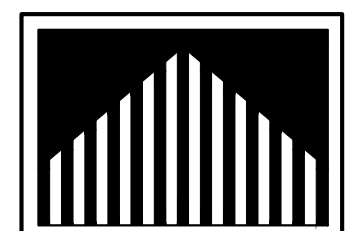
4 BUILDING SECTION
SCALE: 1/4" = 1'-0"



3 BUILDING SECTION
SCALE: 1/4" = 1'-0"



2 BUILDING SECTION
SCALE: 1/4" = 1'-0"



Steven D.
Pratt,
AIA
Architect

3801 Kirby Dr., Suite 600
Houston, Texas 77008
tel: 713 684 7974
fax: 713 684 9768



EXPIRES: 04.28.2025
Steven D. Pratt, AIA, NCARB
Florida License No.:
AR102401

CDG PROJECT NUMBER:
202202-037

Project No: FL0102

Dutch Bros Coffee - New Freestanding Store
207 South Coldeiro Road
Orlando, Florida 32807
for: Accelerated Acquisitions, LLC
2415 E Camelback Road, Suite 400
Phoenix, Arizona 85016

ISSUED FOR
REVIEW: 03.20.2023

REV.	DATE	DESCRIPTION
△	06.08.23	CANOPY REVISION

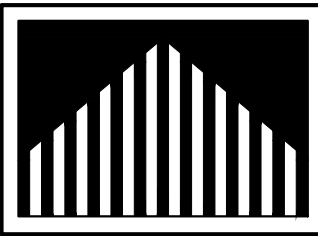
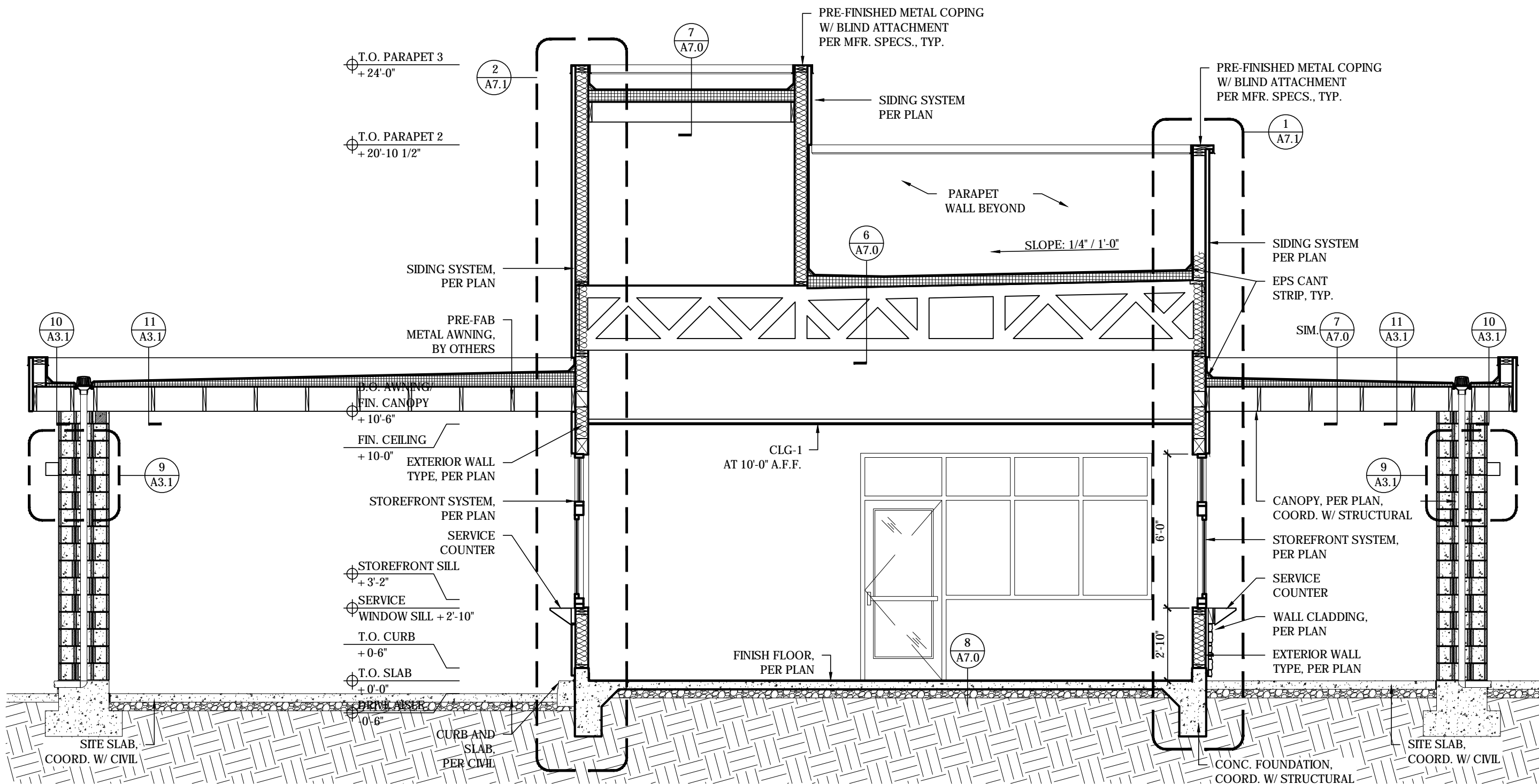
SHEET NAME:

BUILDING SECTIONS

SHEET NUMBER:


A7.0

© 2023 DB Franchising USA, LLC



Steven D.
Pratt,
AIA
Architect

3801 Kirby Dr., Suite 600
Houston, Texas 77008
tel: 713 684 7974
fax: 713 684 9768



EXPIRES: 04.28.2025
Steven D. Pratt, AIA, NCARB
Florida License No.:
AR102401

CDG PROJECT NUMBER:
202202-037

Project No: FL0102

Dutch Bros Coffee - New Freestanding Store
207 South Goldenrod Road
Orlando, Florida 32807
for: Accelerated Acquisitions, LLC
2415 E Camelback Road, Suite 400
Phoenix, Arizona 85016

DB2550-A2

ISSUED FOR
REVIEW: 03.20.2023

REV.	DATE	DESCRIPTION
△	06.08.23	CANOPY REVISION

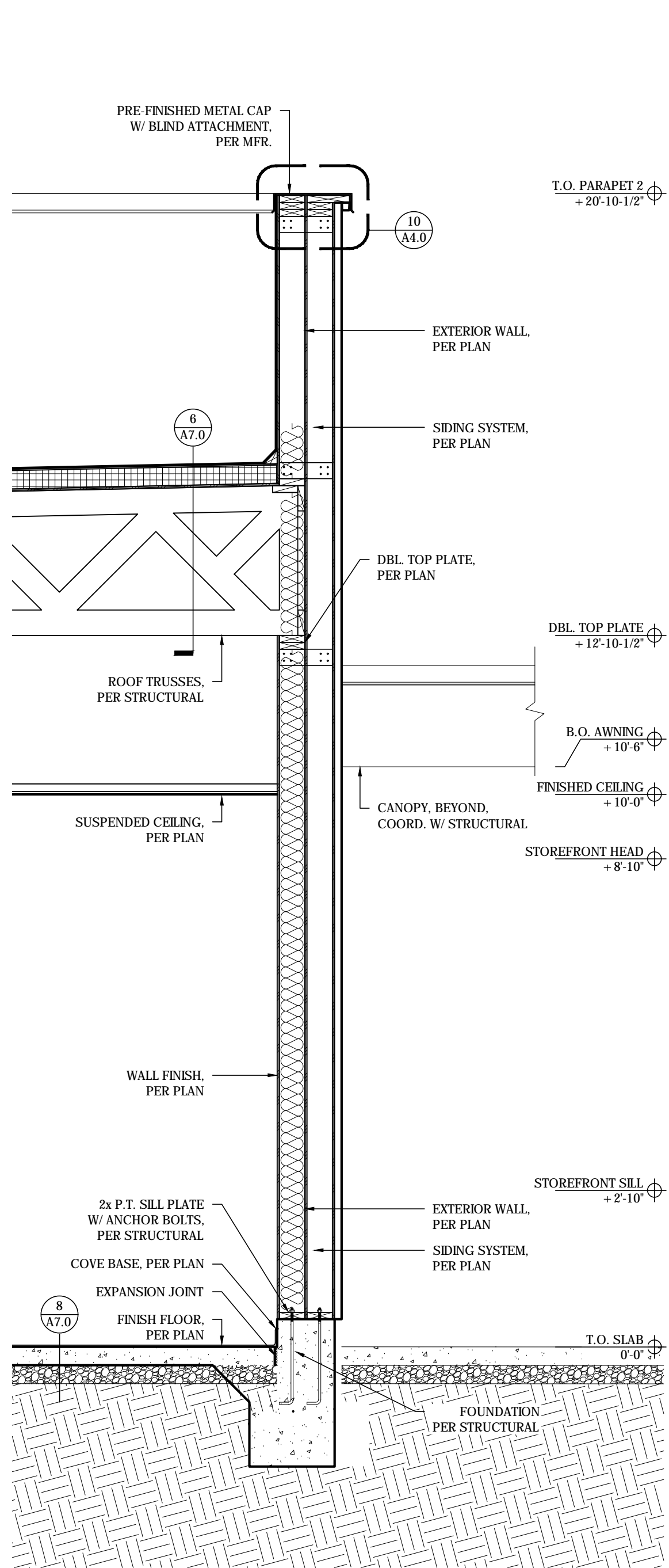
SHEET NAME:

BUILDING SECTIONS

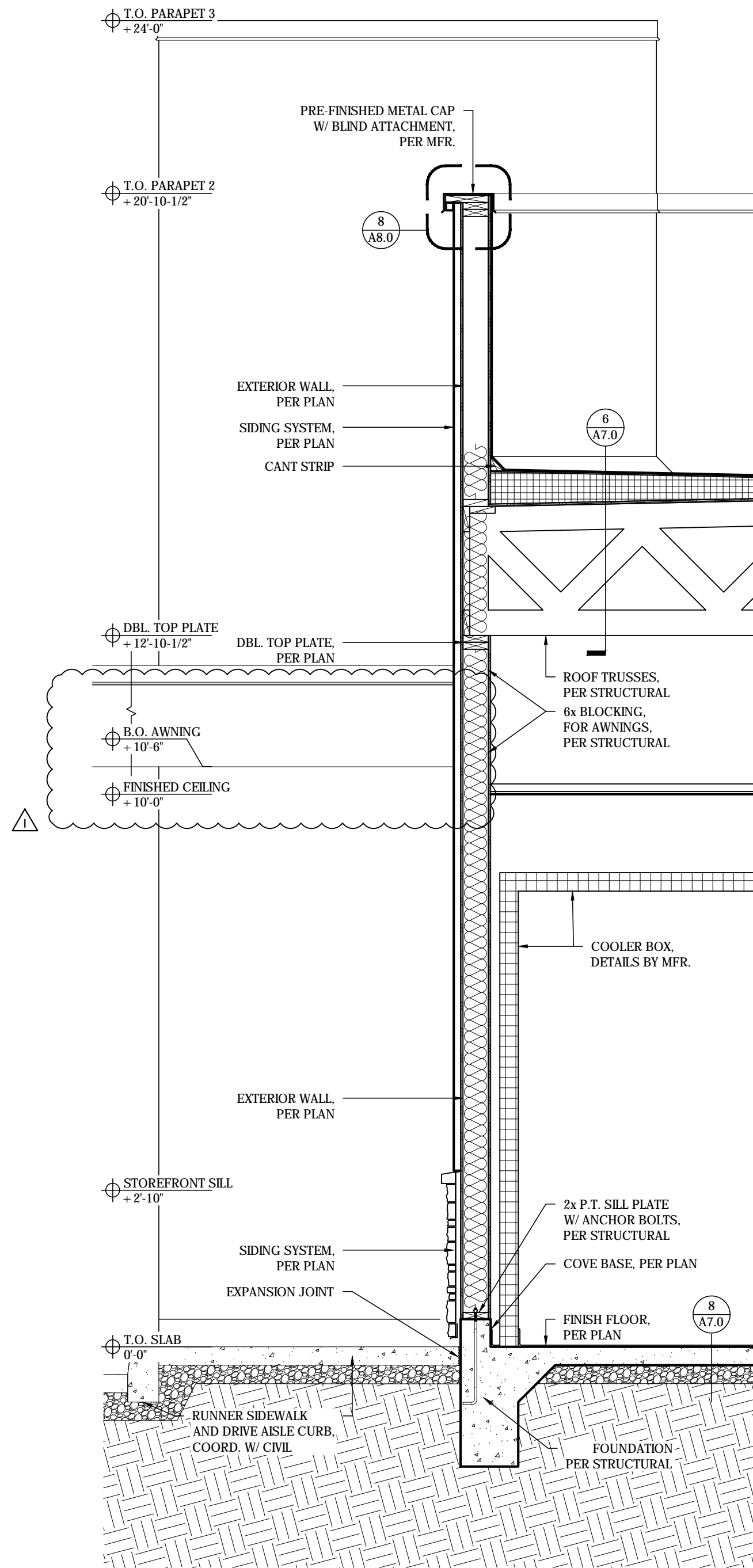
SHEET NUMBER:

△ A7.0A

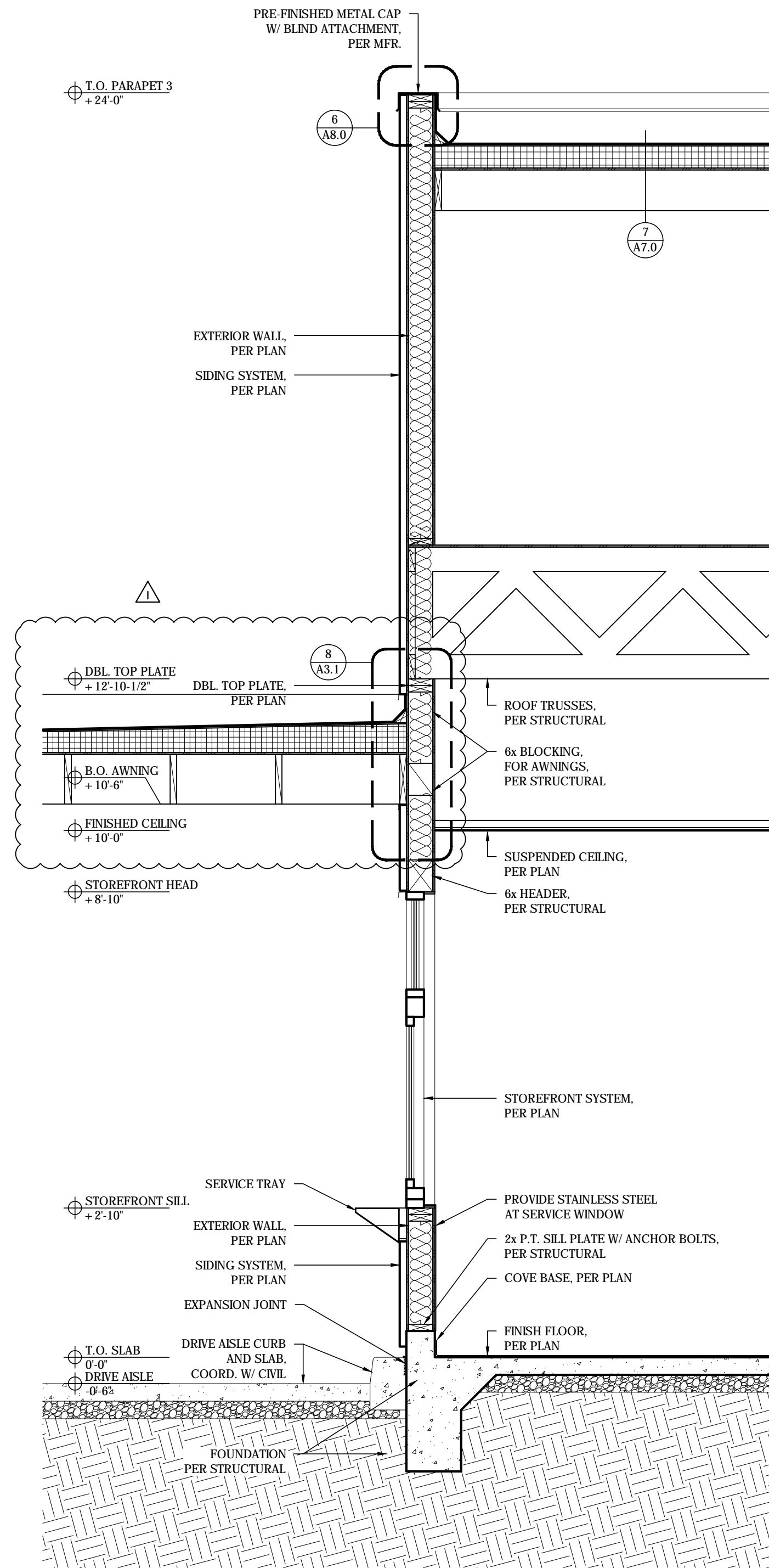
© 2023 DB Franchising USA, LLC



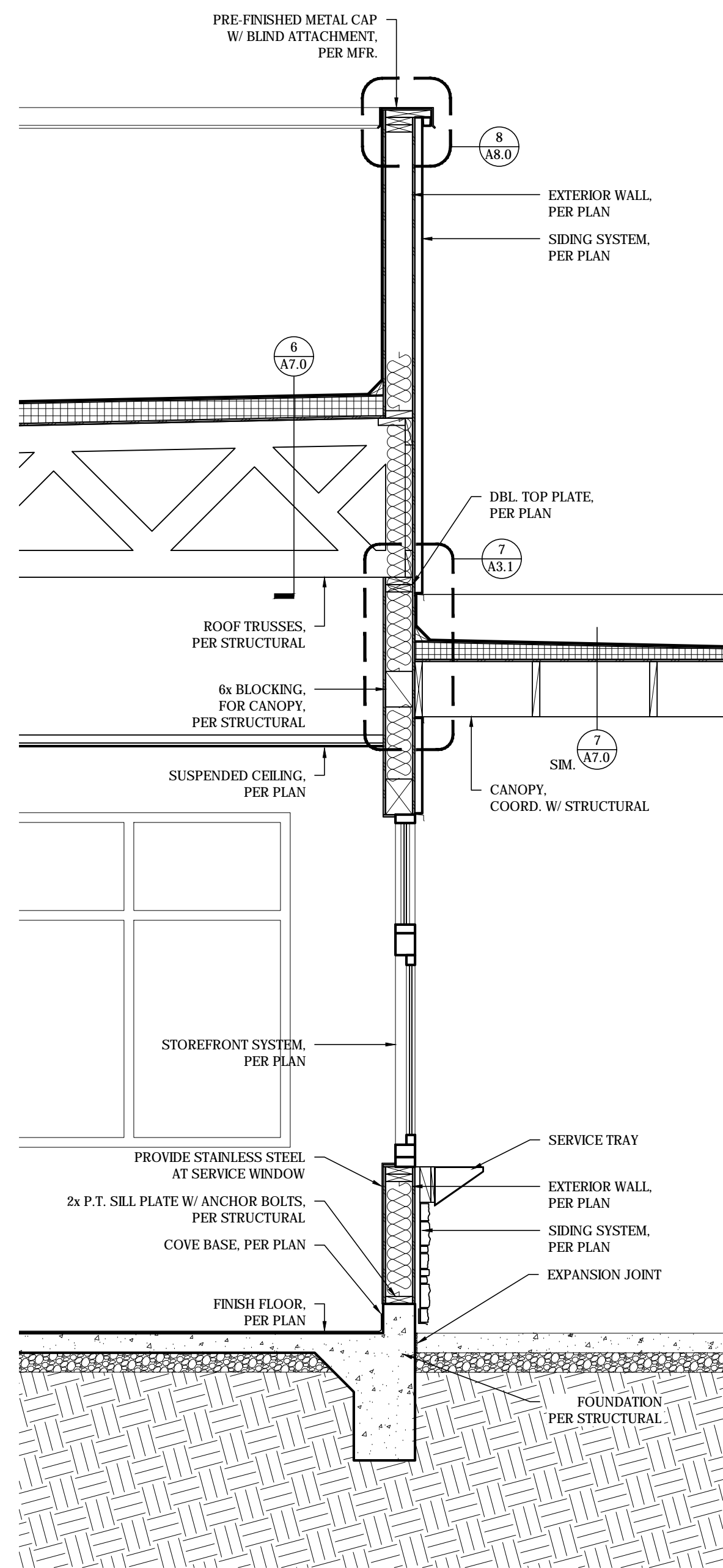
SCALE: 1/2" = 1'-0"



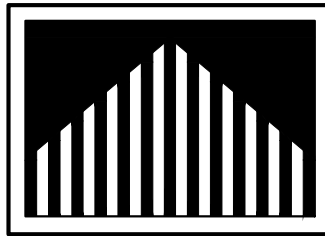
SCALE: 1/2" = 1'-0"



SCALE: 1/2" = 1'-0"




SCALE: 1/2" = 1'-0"



Steven D.
Pratt,
AIA
Architect

3801 Kirby Dr., Suite 600
Houston, Texas 77098
tel: 713 664 7974
fax: 713 664 9756



EXPIRES: 04.28.2025
Steven D. Pratt, AIA, NCARB
Florida License No.:
AR102401

CDG PROJECT NUMBER:
202202-037

Project No: FL0102

Dutch Bros Coffee - New Freestanding Store

207 South Goldenrod Road

Orlando, Florida 32807

for: Accelerated Aquisitions, LLC

Phoenix, Arizona 85016

DB2550- A2

ISSUED FOR
REVIEW: 03.20.2023

REV:	DATE:	DESCRIPTION:
1	06.08.23	CANOPY REVISION

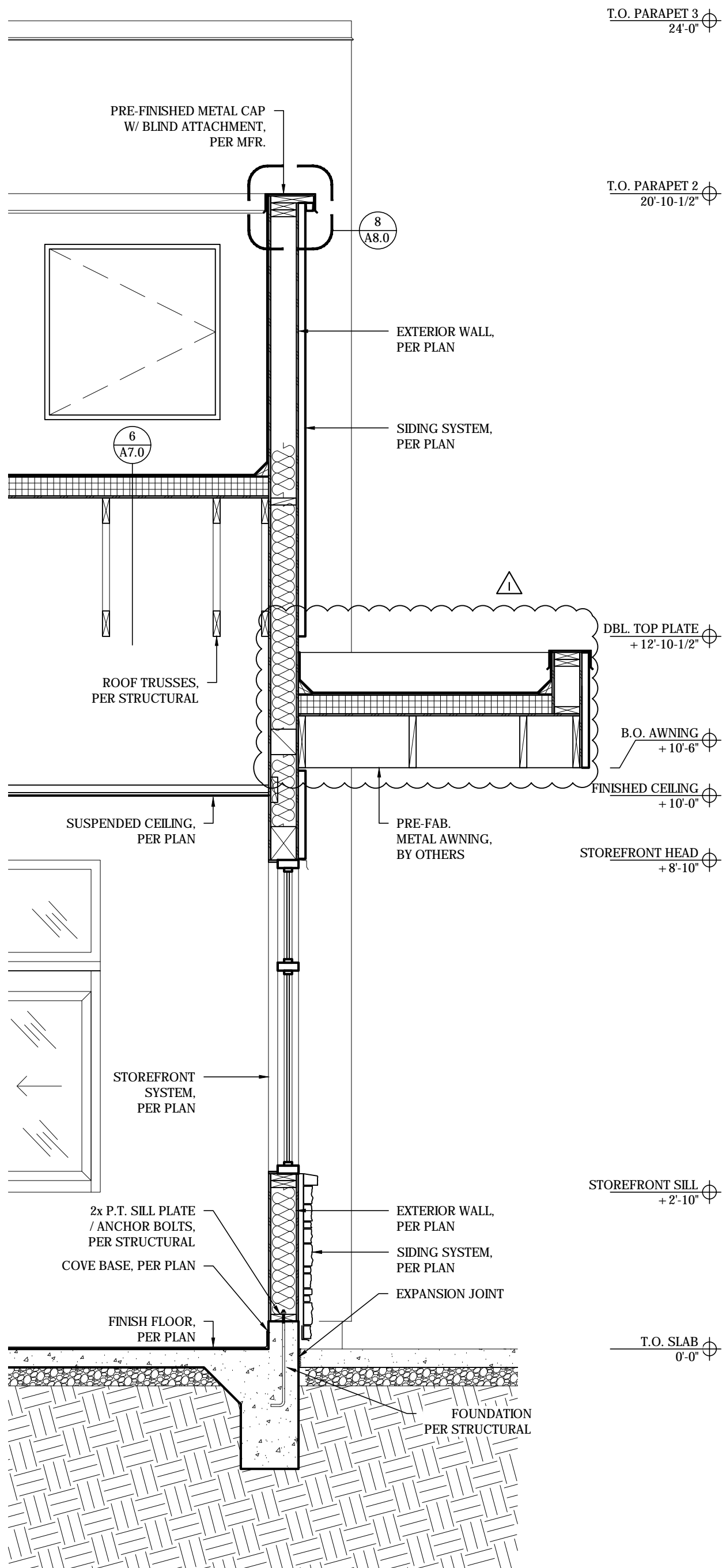
SHEET NAME:

WALL SECTIONS

SHEET NUMBER:

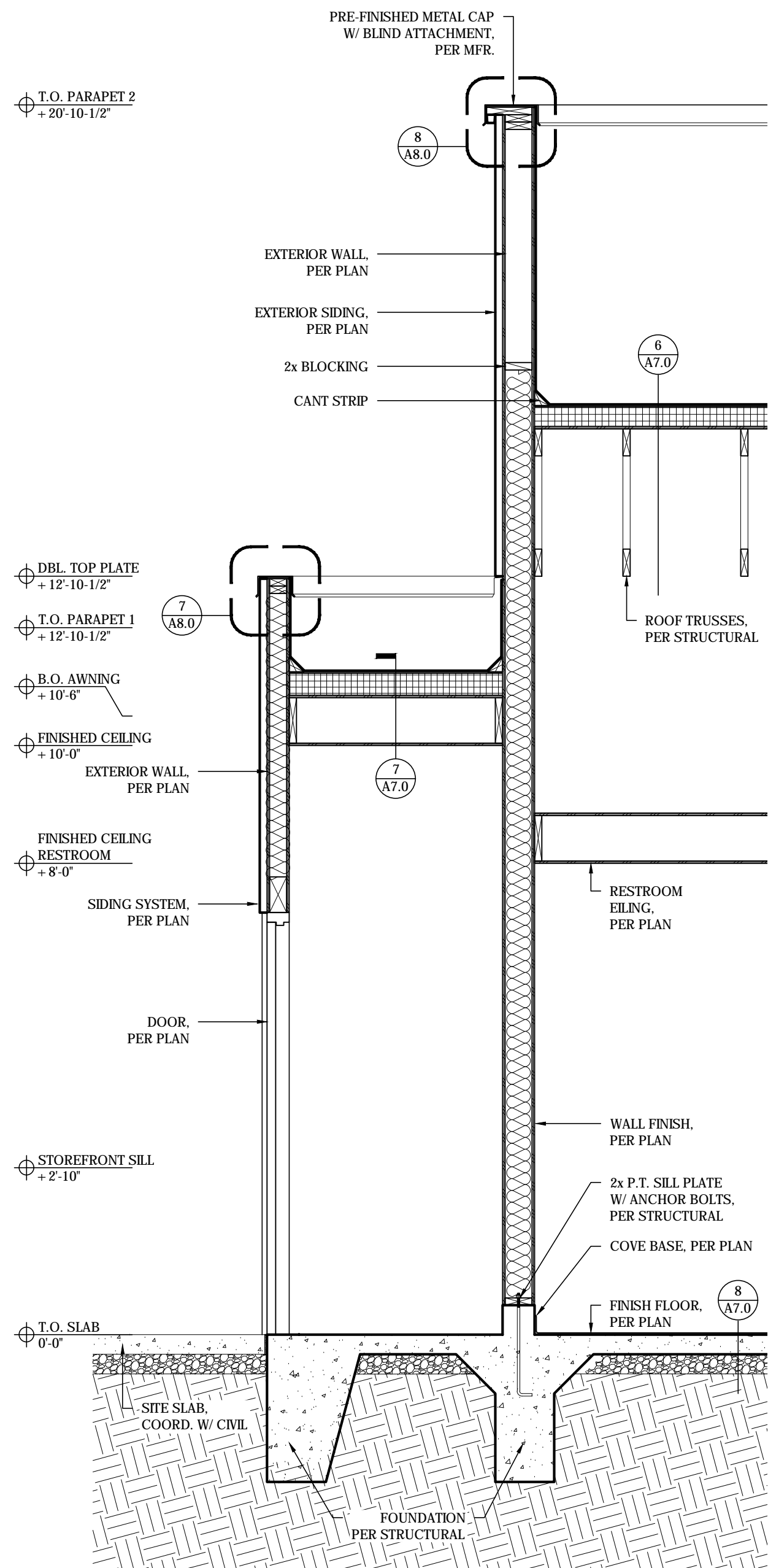
A7.1

"The name DUTCH BROS. and all associated logos, distinctive designs, content, information, and other materials featured, displayed, contained herein, and made available by Dutch Bros., including but not limited to, the "look and feel" of the establishments and products, all text, images, colors, configurations, graphics, designs, illustrations, photographs, and pictures (collectively, the "Materials") are owned by and/or licensed by DB Franchising USA, LLC. All other materials, designs, content, information, and other materials featured, displayed, contained herein, and made available by others are the property of their respective owners and are not to be used in any way without the prior written consent of the respective owner."



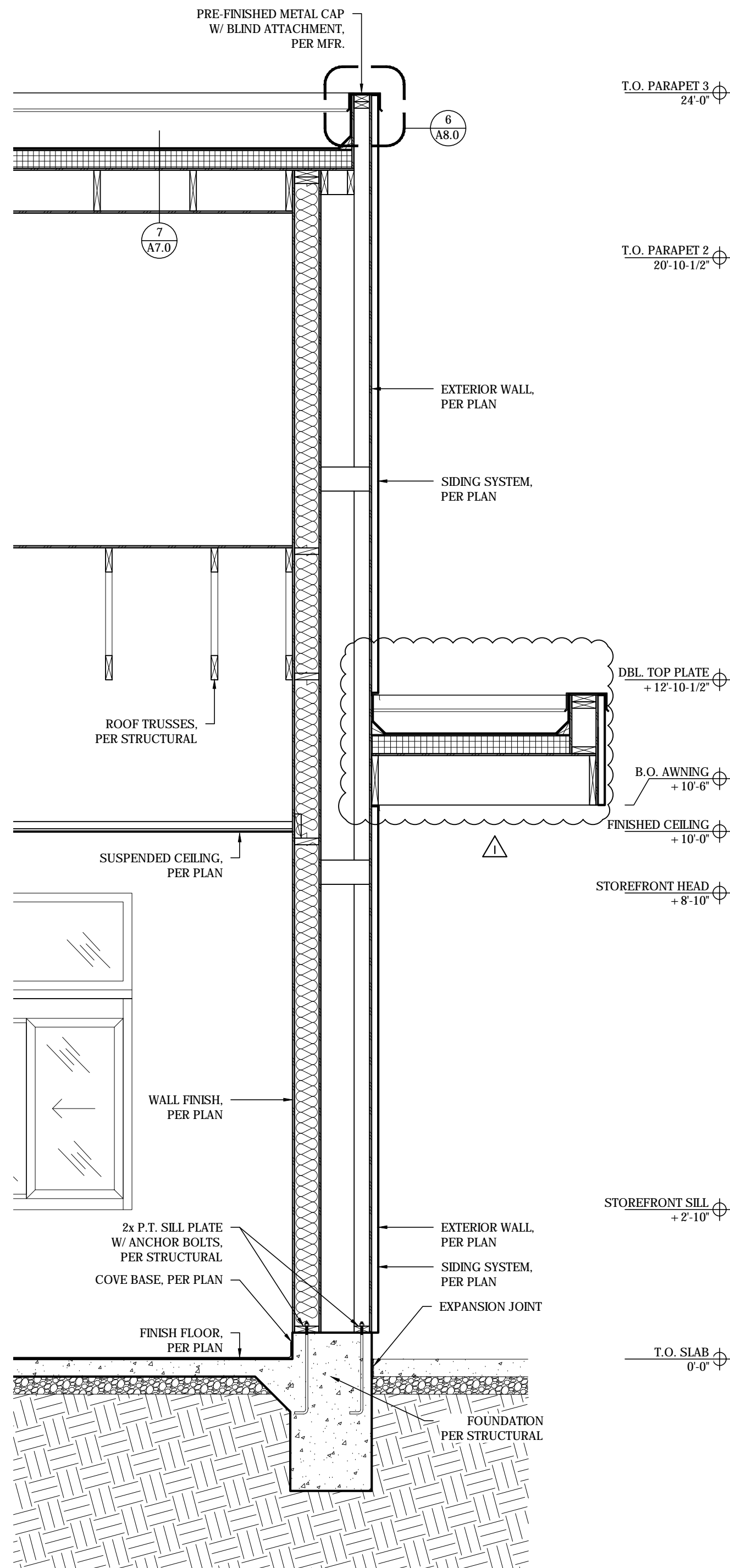
4 WALL SECTION

SCALE: 1/2" = 1'-0"



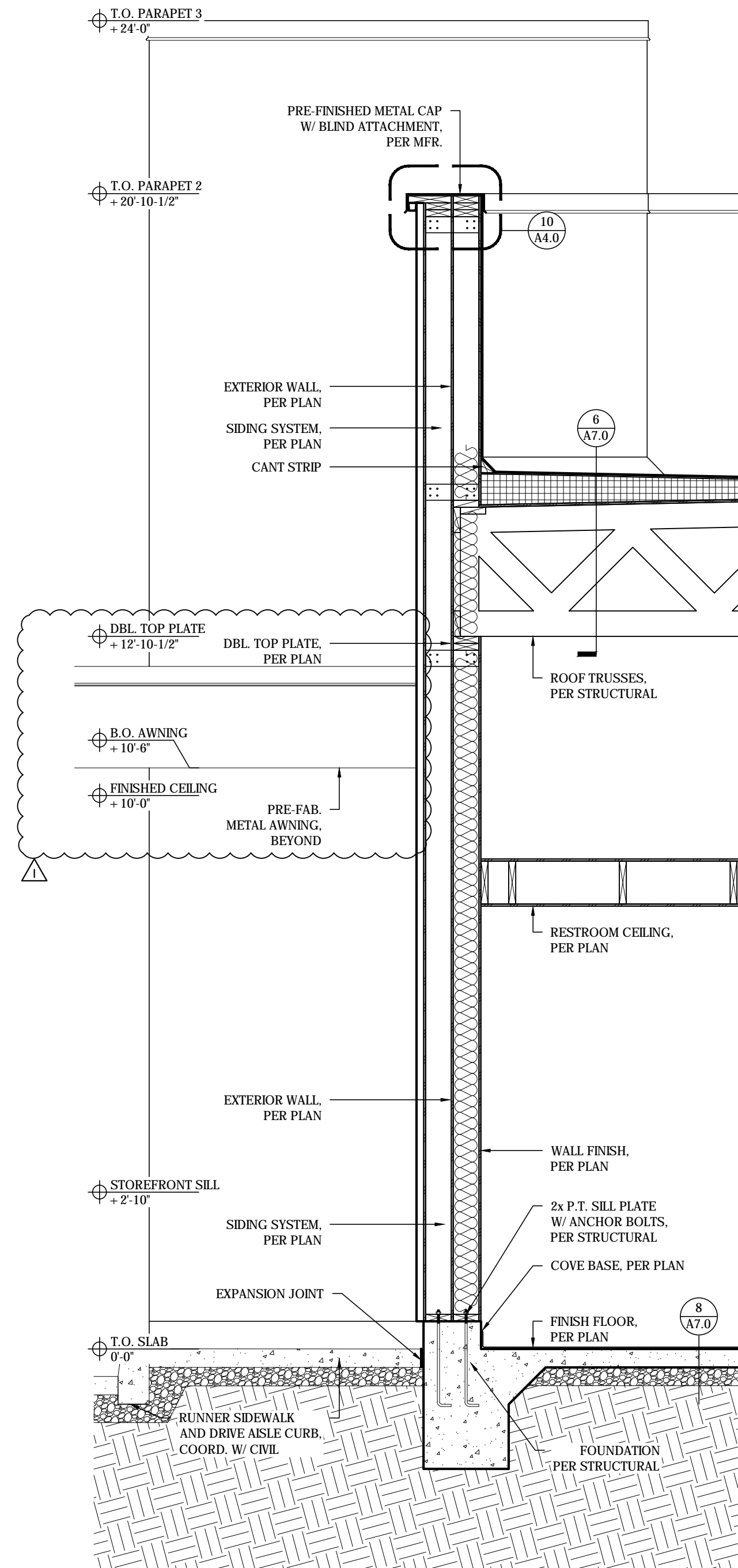
3 WALL SECTION

SCALE: 1/2" = 1'-0"



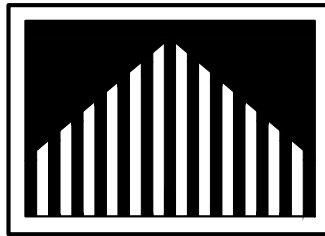
2 WALL SECTION

SCALE: 1/2" = 1'-0"




1 WALL SECTION

SCALE: 1/2" = 1'-0"



Steven D.
Pratt,
AIA
Architect

3801 Kirby Dr., Suite 600
Houston, Texas 77008
tel: 713 684 7974
fax: 713 684 9758



EXPIRES: 04.28.2025
Steven D. Pratt, AIA, NCARB
Florida License No.:
AR102401

CDG PROJECT NUMBER:
202202-037

Project No: FL0102

Dutch Bros Coffee - New Freestanding Store
207 South Goldenrod Road
Orlando, Florida 32807
for: Accelerated Acquisitions, LLC
2415 E Camelback Road, Suite 400
Phoenix, Arizona 85016

DB2550-A2

ISSUED FOR
REVIEW: 03.20.2023

REV.	DATE	DESCRIPTION
△	06.08.23	CANOPY REVISION

SHEET NAME:

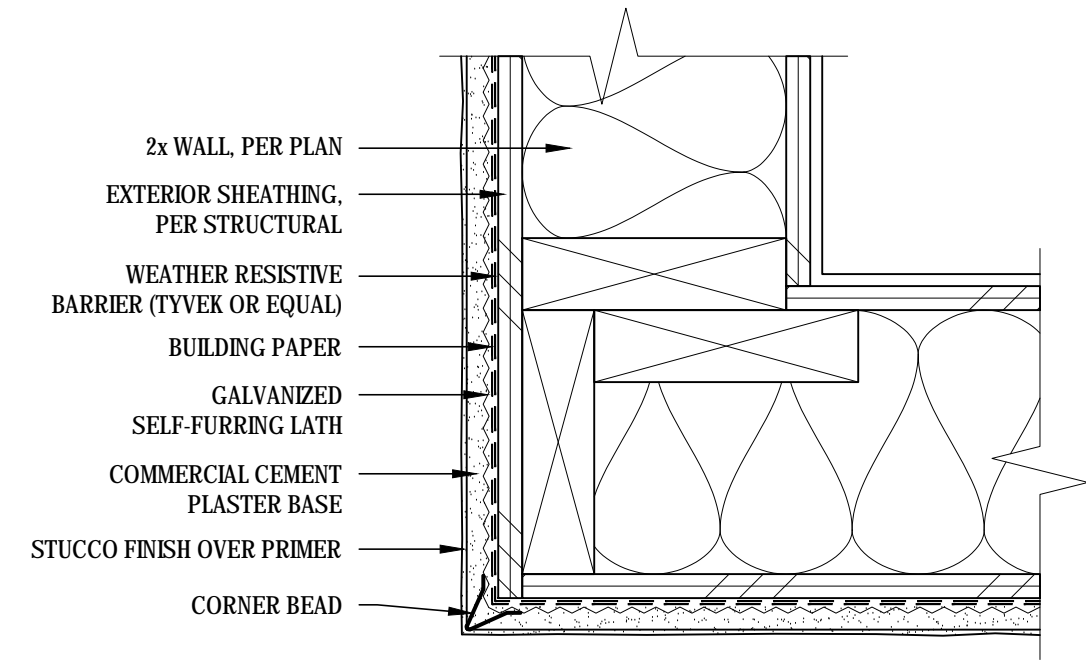
WALL SECTIONS

SHEET NUMBER:

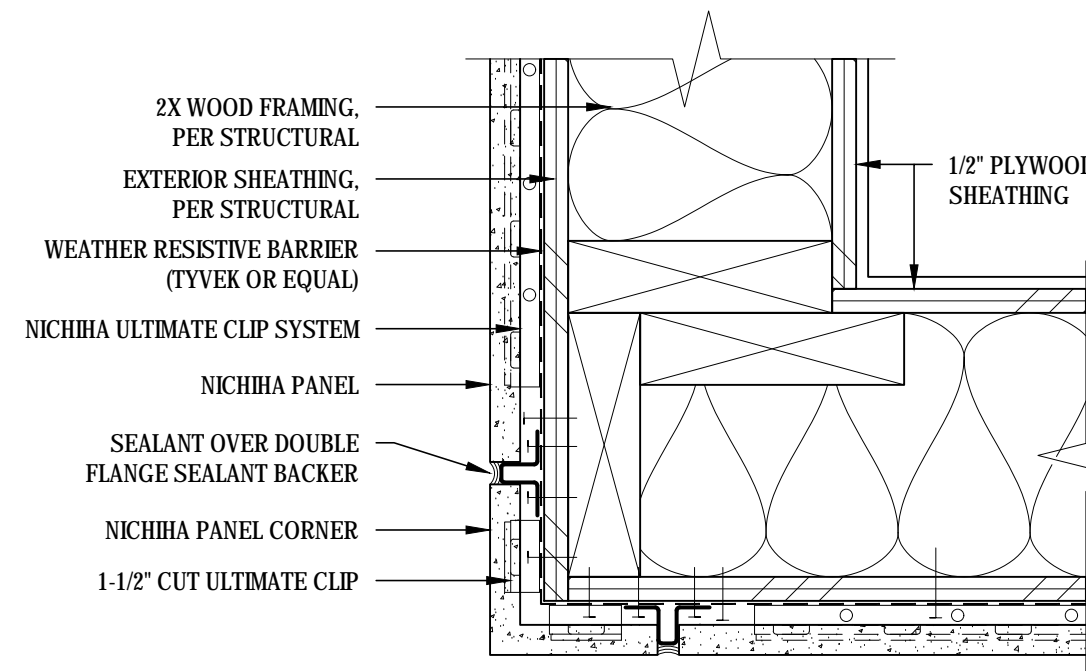
A7.2

© 2023 DB Franchising USA, LLC

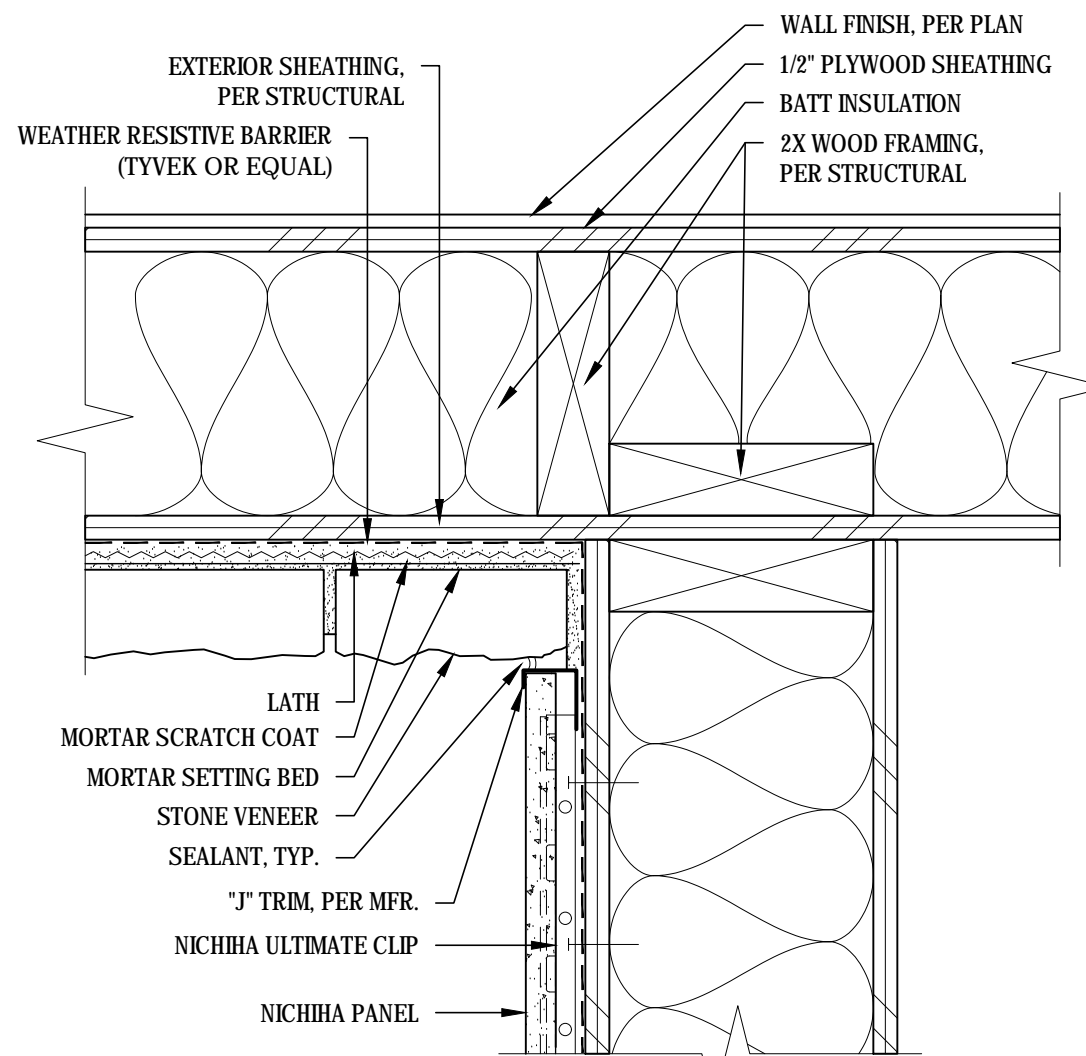
The name DUTCH BROS. and all associated logos, distinctive designs, content, information, and other materials featured, contained herein, and made available by Dutch Bros., including but not limited to, the "look and feel" of the establishments and products, all text, images, colors, configurations, graphics, designs, illustrations, photographs, and pictures (collectively, the "Materials") are owned by and/or licensed by DB Franchising USA, LLC. All other trademarks, registered trademarks, service marks, and/or other intellectual property rights are the property of their respective owners.



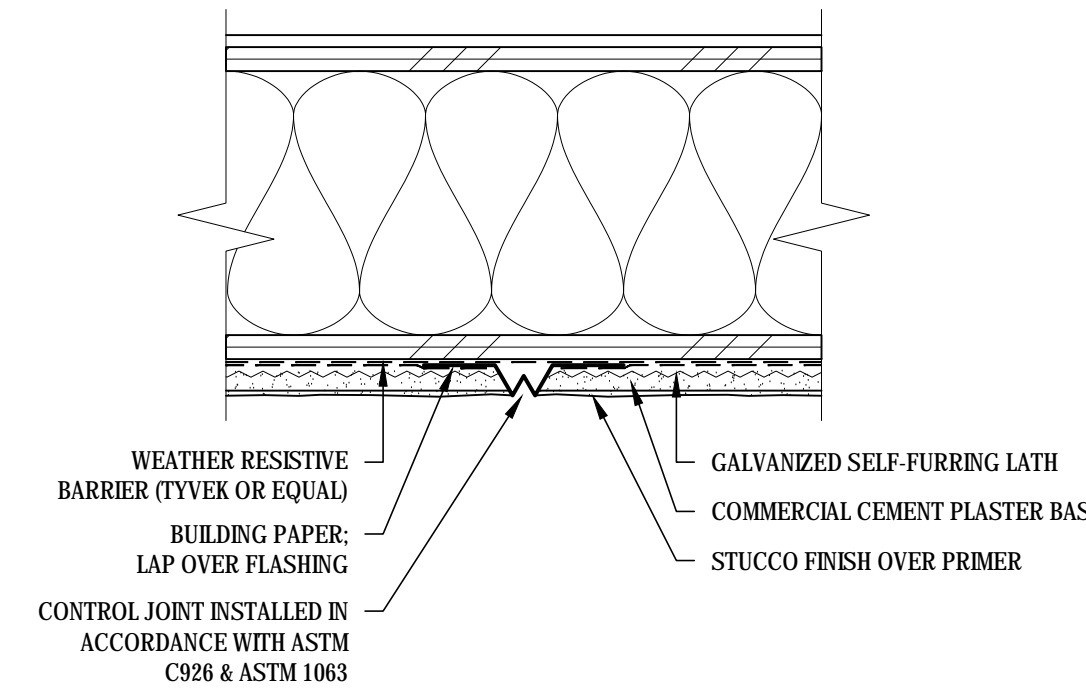
10 STUCCO SIDING - OUTSIDE CORNER
SCALE: 3" = 1'-0"



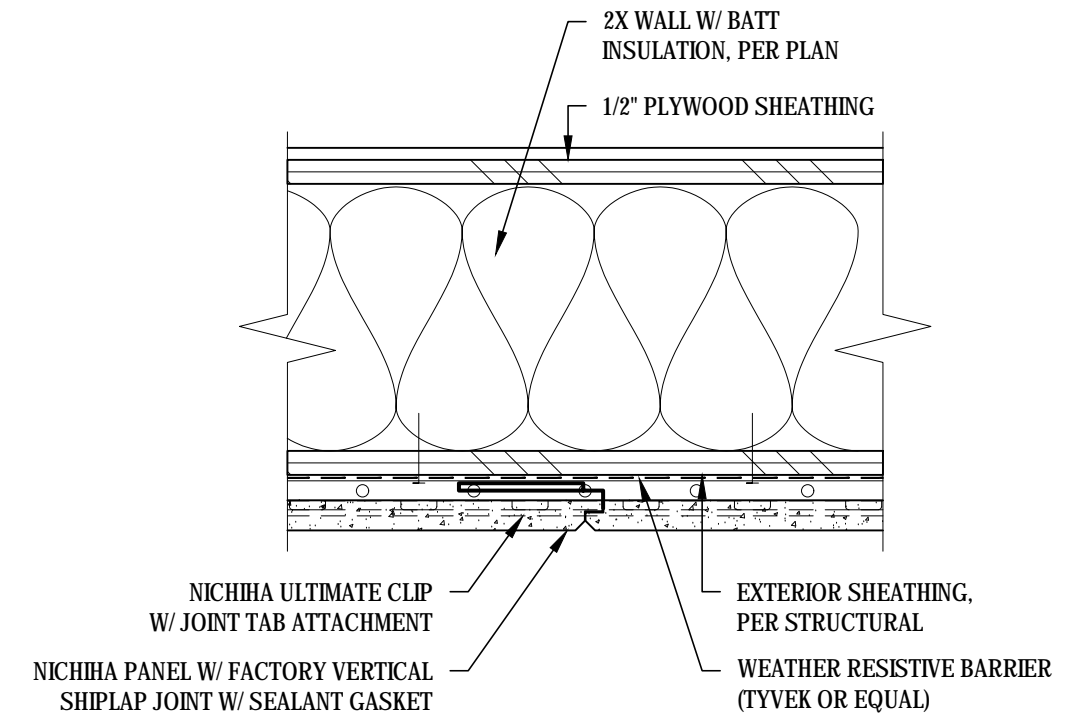
5 NICHHA SIDING - PANEL OUTSIDE CORNER
SCALE: 3" = 1'-0"



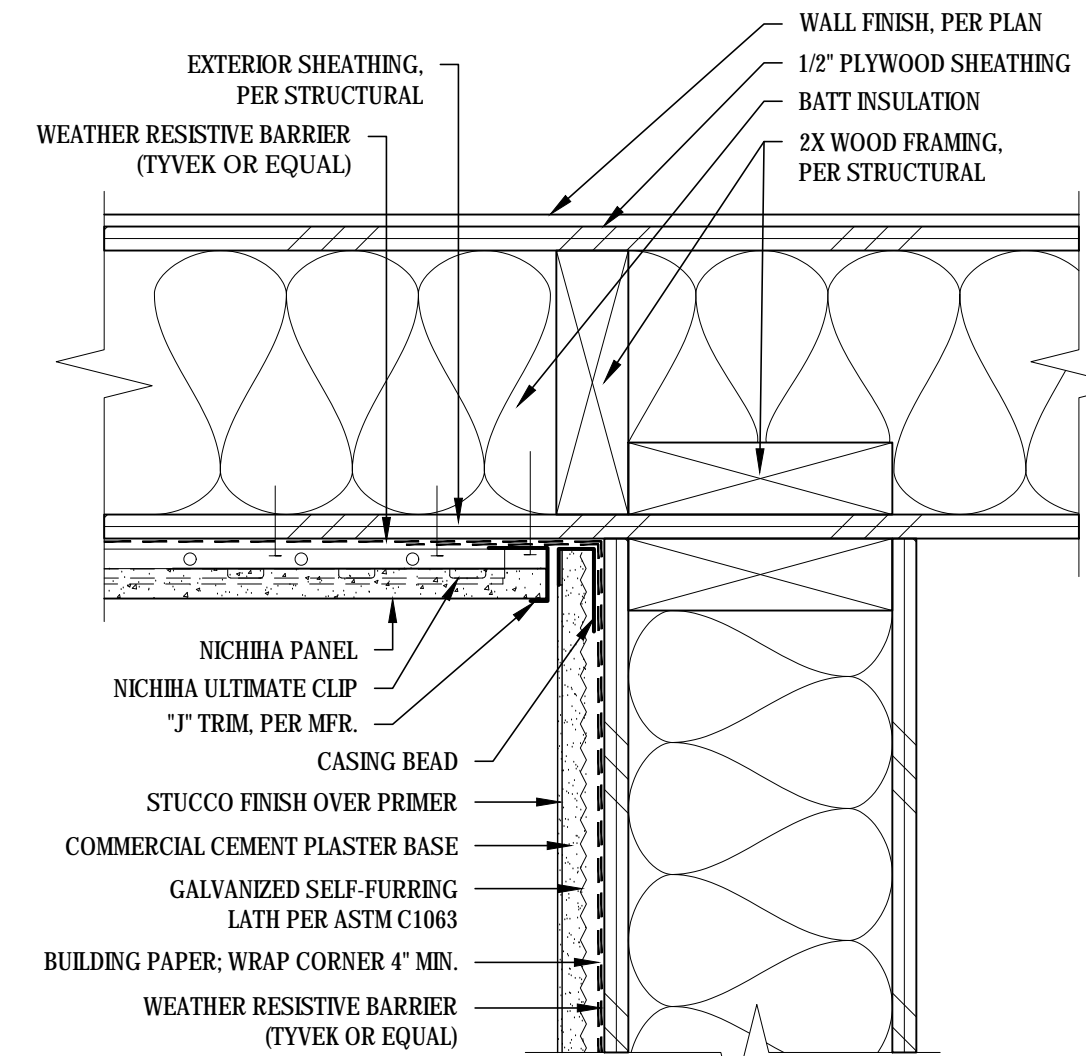
14 NICHHA / STONE VENEER SIDING - INSIDE CORNER
SCALE: 3" = 1'-0"



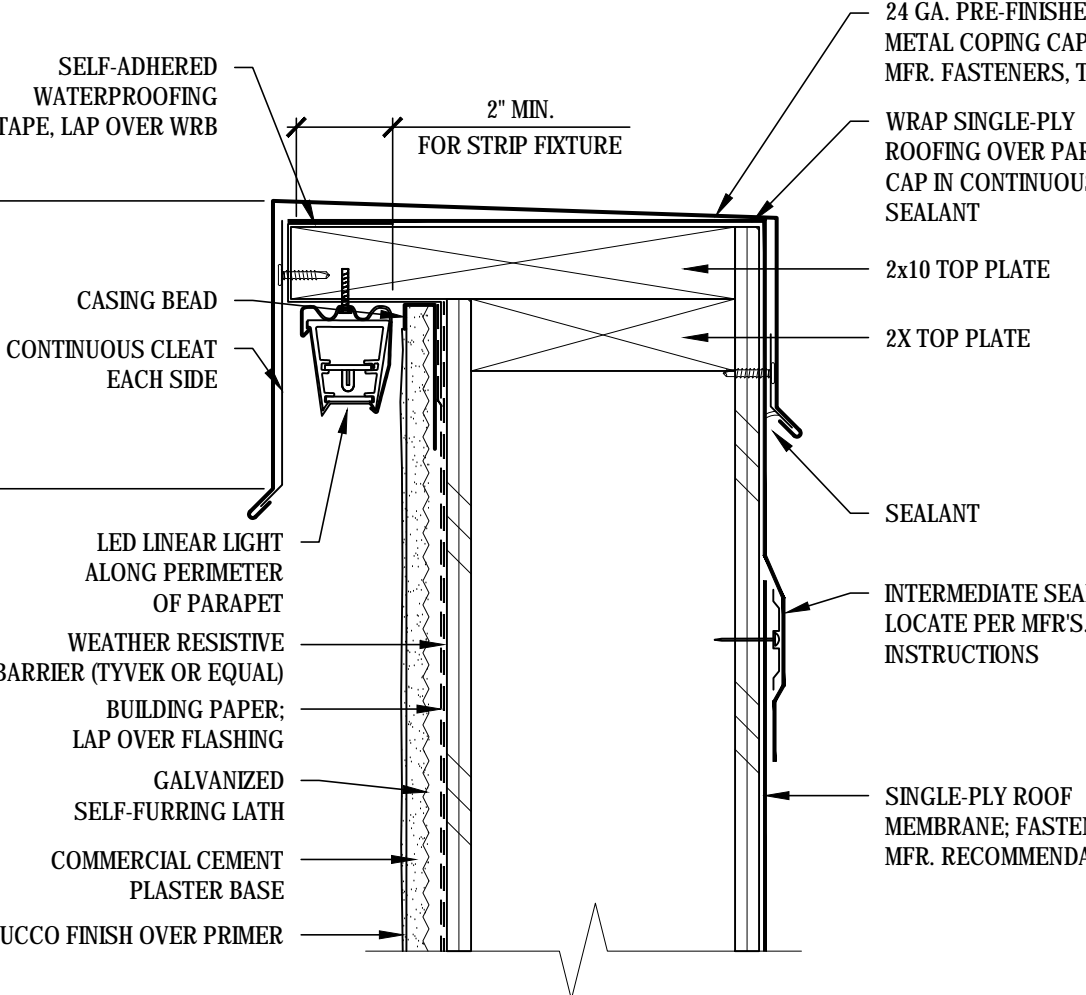
9 STUCCO SIDING - VERTICAL JOINT
SCALE: 3" = 1'-0"



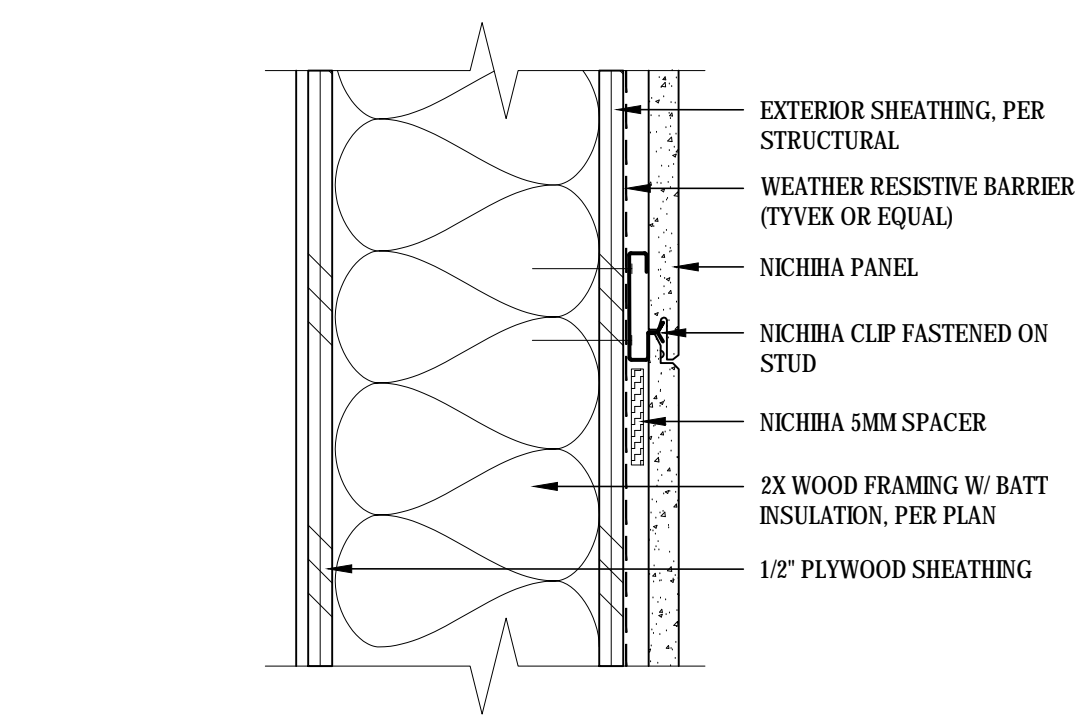
4 NICHHA SIDING - VERTICAL SHIPLAP JOINT
SCALE: 3" = 1'-0"



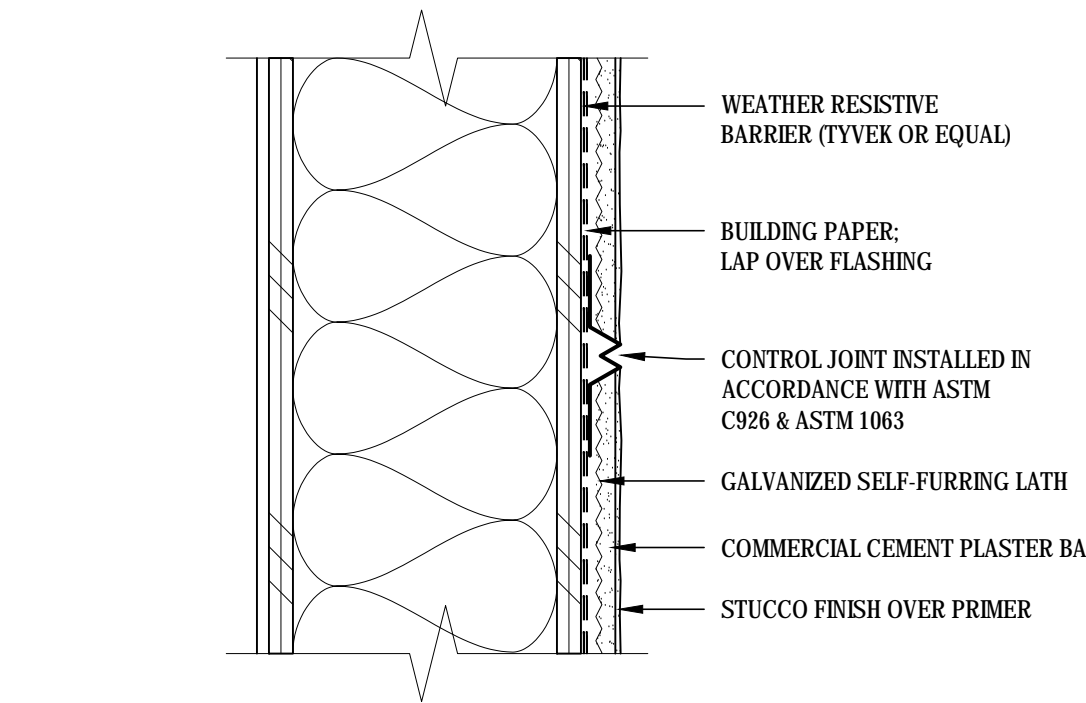
13 NICHHA / STUCCO SIDING - INSIDE CORNER
SCALE: 3" = 1'-0"



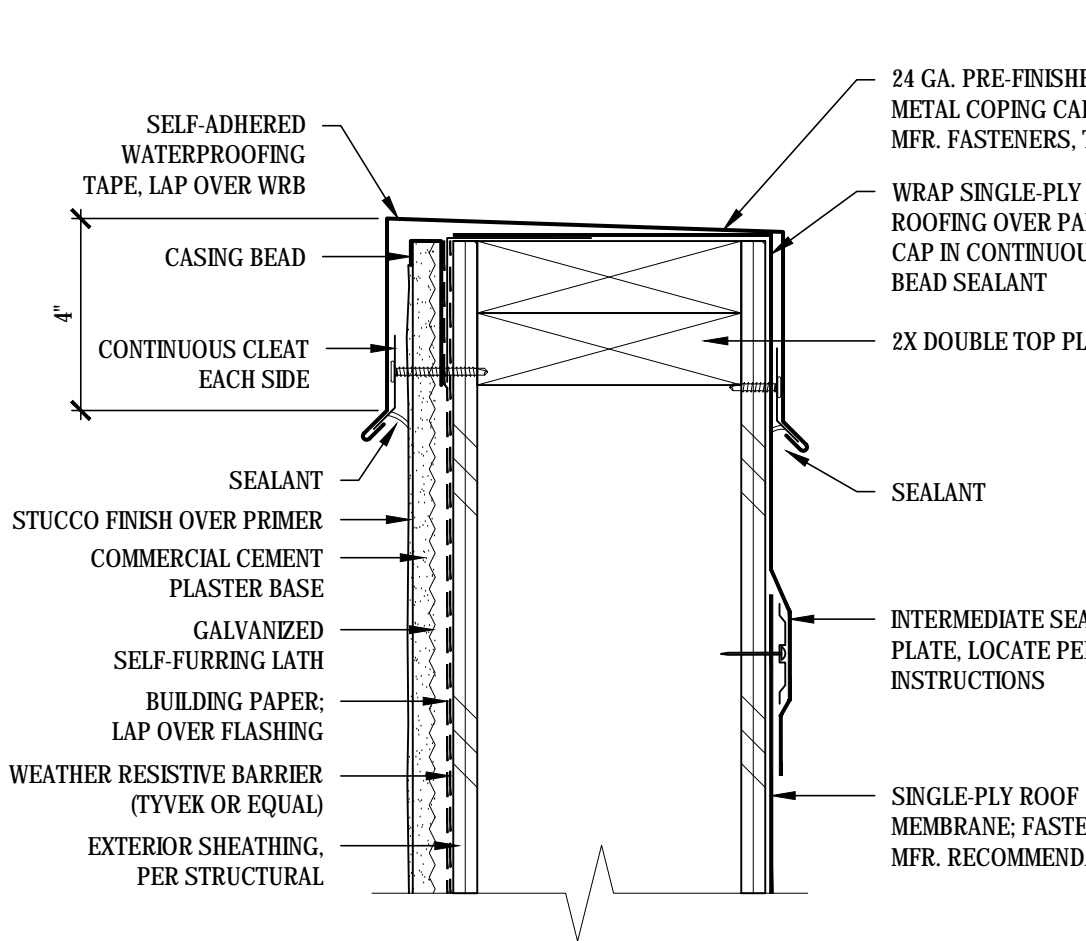
8 STUCCO SIDING - PARAPET 2 W/ LED
SCALE: 3" = 1'-0"



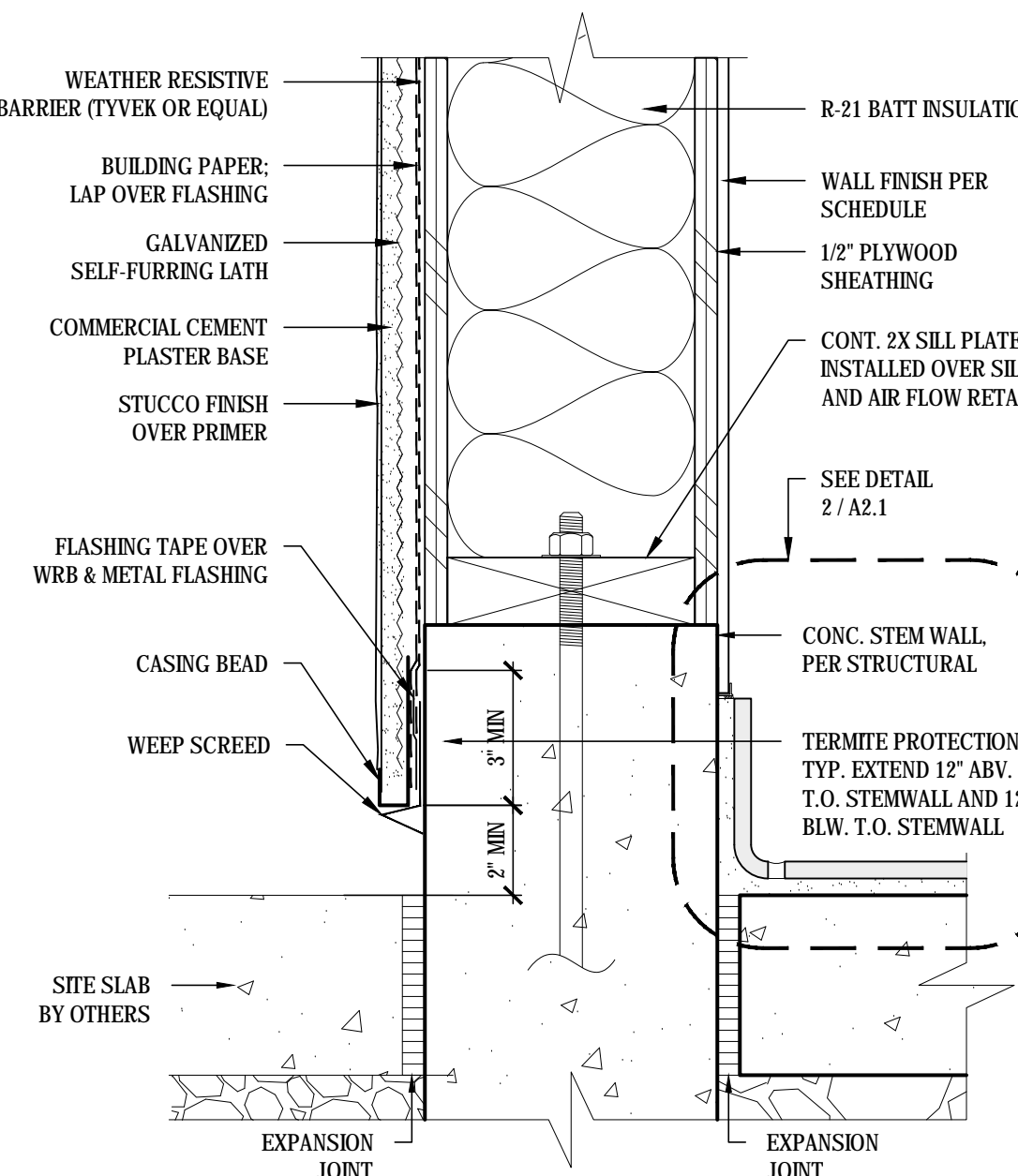
3 NICHHA SIDING - HORIZONTAL JOINT
SCALE: 3" = 1'-0"



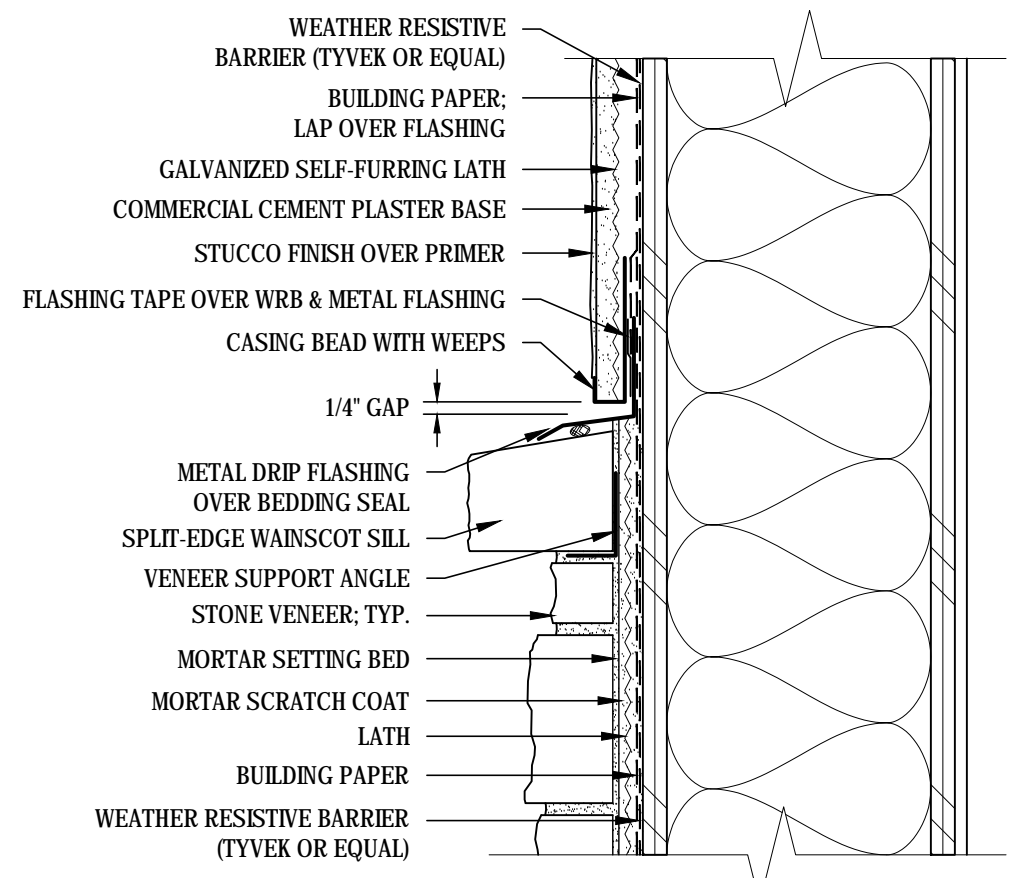
12 STUCCO SIDING - HORIZONTAL JOINT
SCALE: 3" = 1'-0"



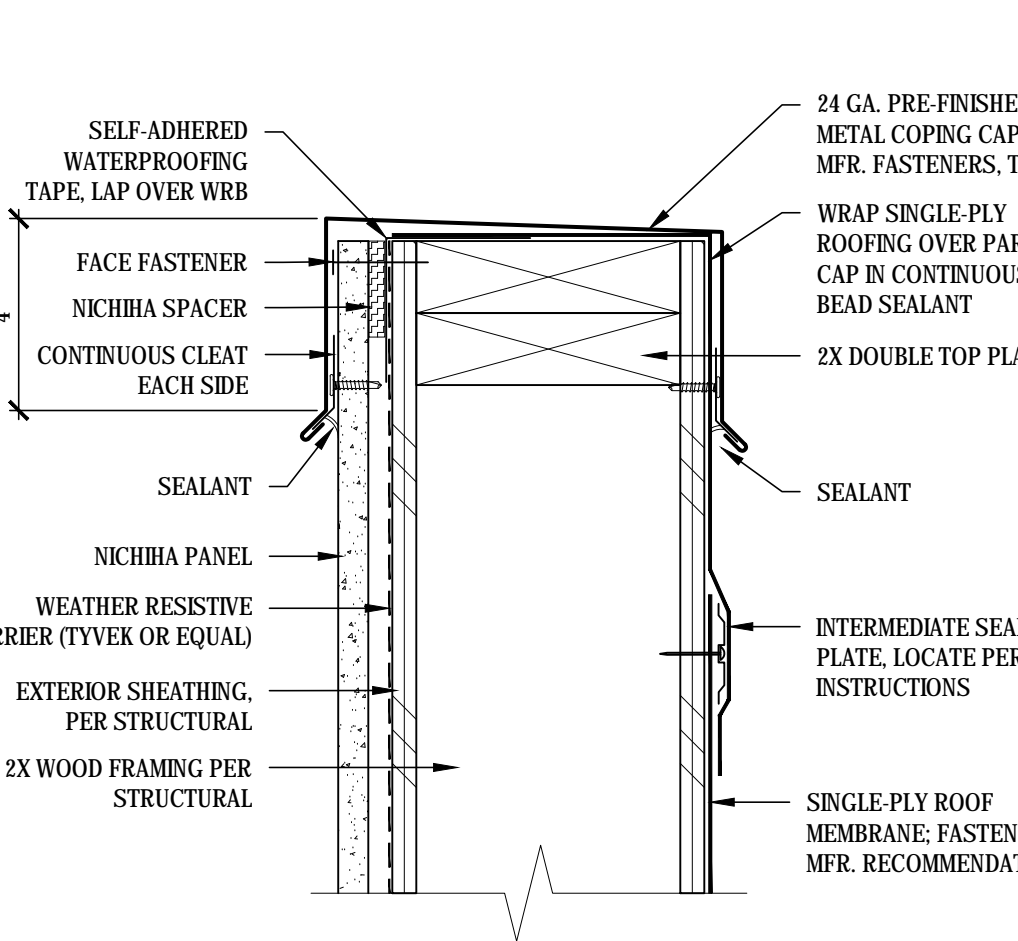
7 STUCCO SIDING - PARAPET 1
SCALE: 3" = 1'-0"



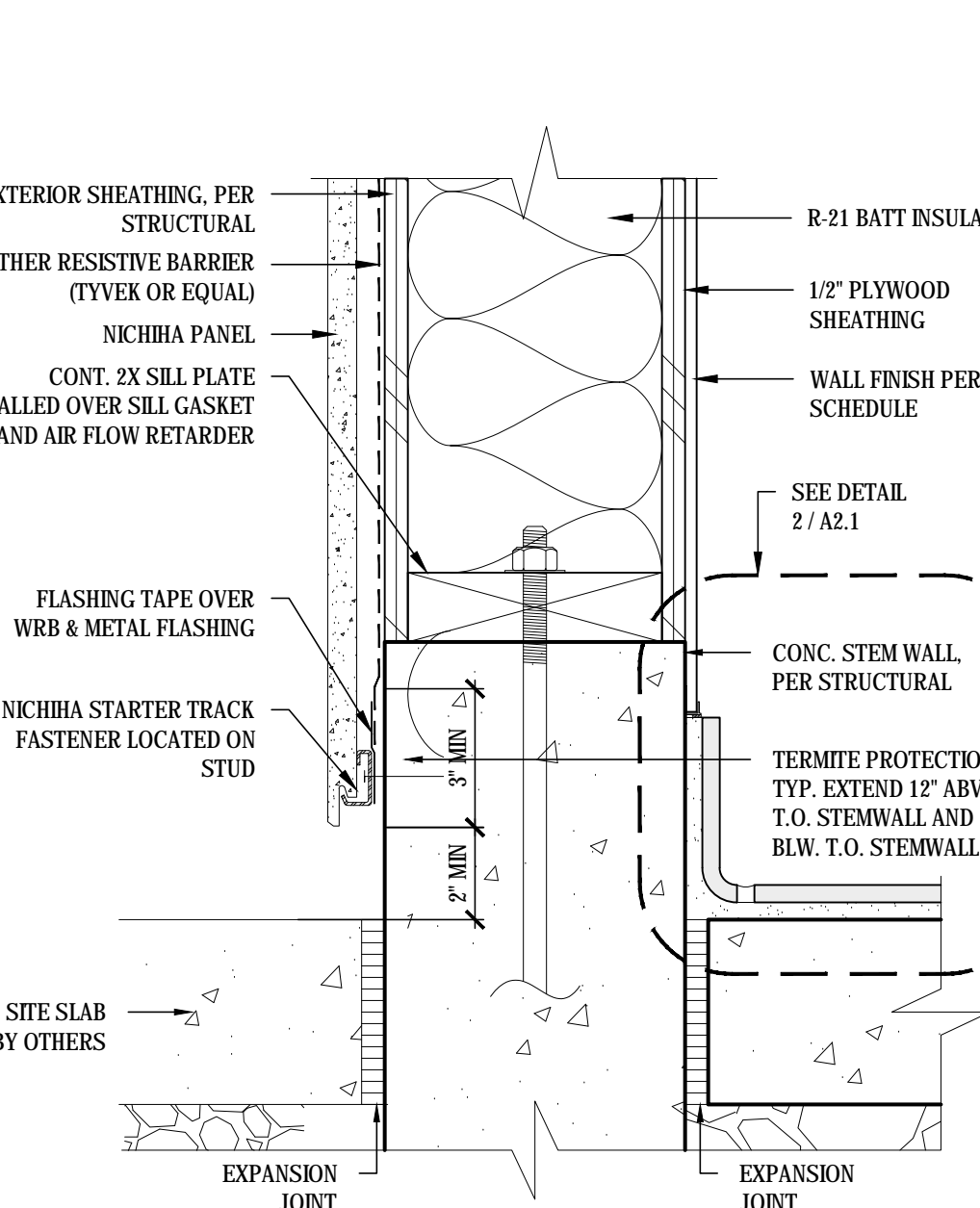
2 STUCCO SIDING - BASE
SCALE: 3" = 1'-0"



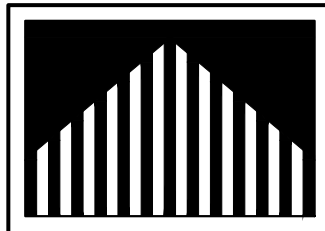
11 STUCCO SIDING @ STONE VENEER
SCALE: 3" = 1'-0"



6 NICHHA SIDING - PARAPET 3
SCALE: 3" = 1'-0"




1 NICHHA SIDING - BASE
SCALE: 3" = 1'-0"



Steven D. Pratt, AIA Architect

3801 Kirby Dr., Suite 600
Houston, Texas 77006
tel: 713 684 7974
fax: 713 684 9766



EXPIRES: 04.28.2025
Steven D. Pratt, AIA, NCARB
Florida License No.: AR102401

CDG PROJECT NUMBER:
202202-037

Project No: FL0102

Dutch Bros Coffee - New Freestanding Store
207 South Goldemrod Road
Orlando, Florida 32807
for: Accelerated Acquisitions, LLC
2415 E Camelback Road, Suite 400
Phoenix, Arizona 85016

ISSUED FOR REVIEW: 03.20.2023

REV. DATE: 06.08.23 DESCRIPTION: CANOPY REVISION

SHEET NAME:

BUILDING DETAILS

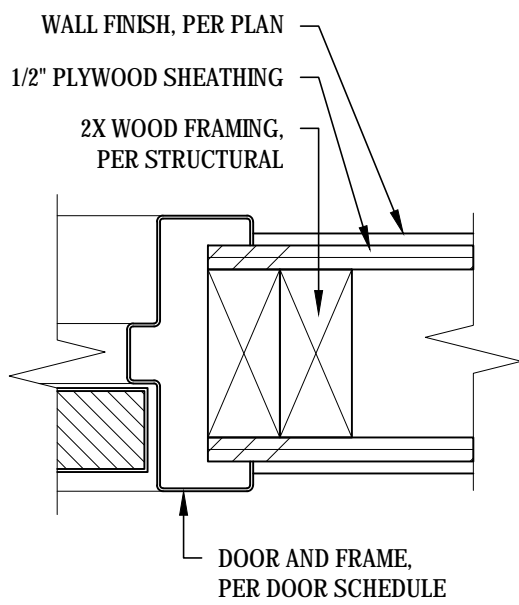
SHEET NUMBER:

A8.0

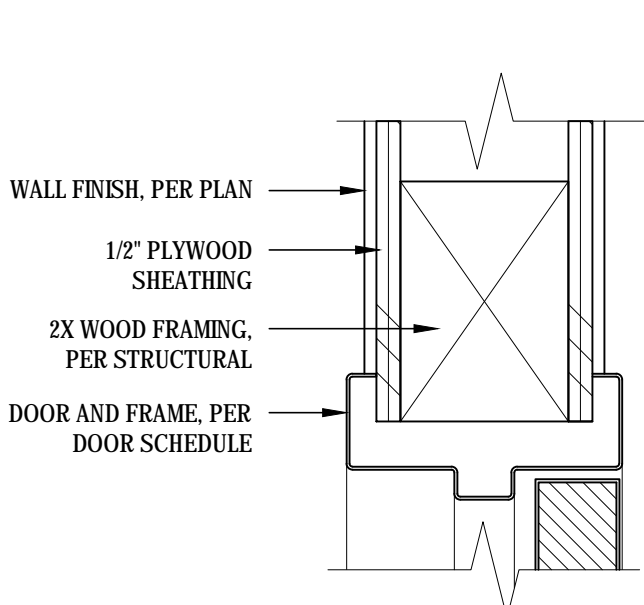
© 2023 DB Franchising USA, LLC

DB2550-A2

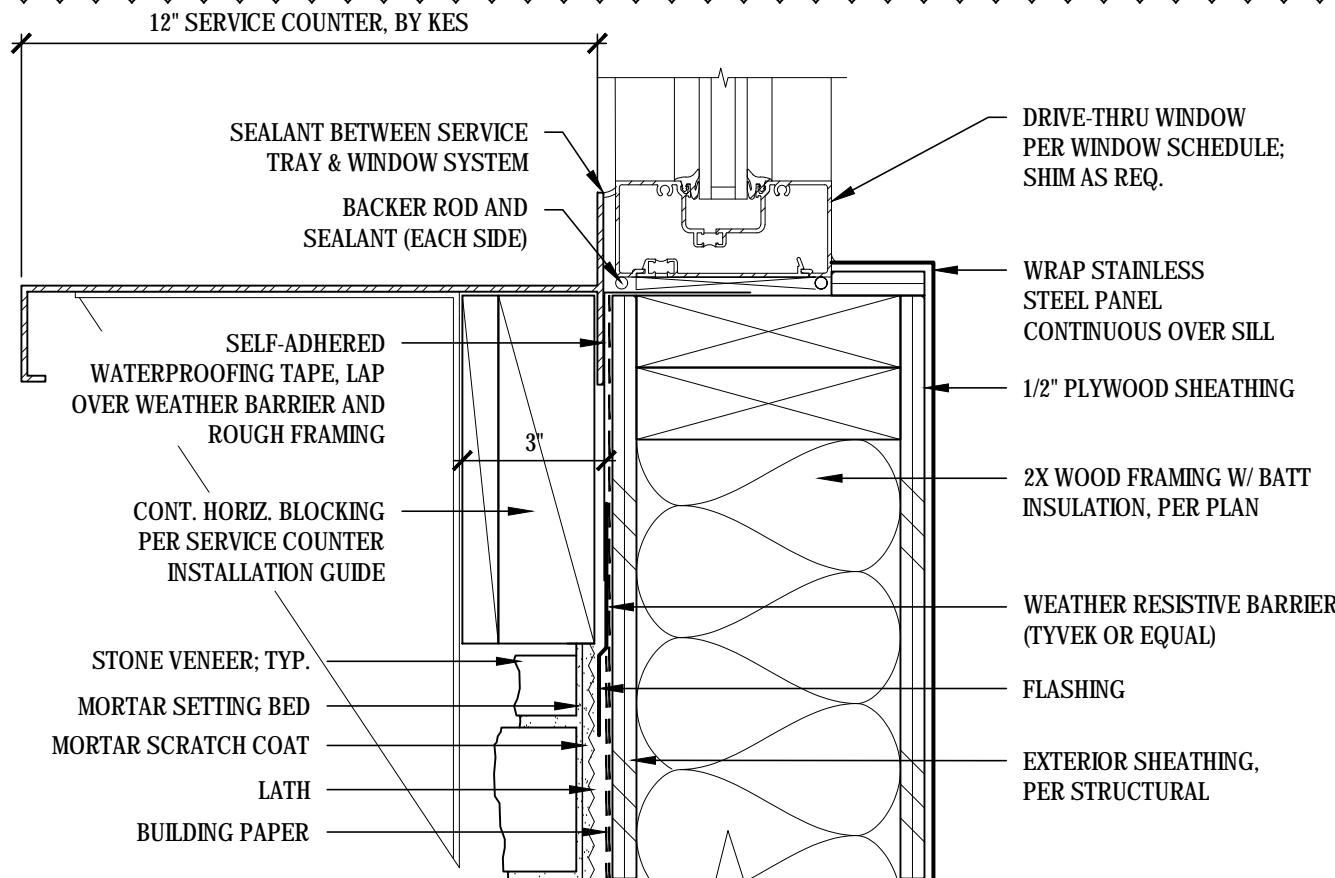
The name DUTCH BROS. and all associated logos, distinctive designs, content, information, and other materials featured, contained herein, and made available by Dutch Bros., including but not limited to, the "look and feel" of the establishments and products, all text, images, colors, configurations and products, illustrations, photographs, graphics, designs, illustrations, photographs, and pictures (collectively, the "Materials") are owned by and/or licensed by DB Franchising USA, LLC. All rights are reserved. No part of these materials may be reproduced, stored in a retrieval system, or transmitted in any form or by any means, electronic, mechanical, photocopying, recording, or by any information storage and retrieval system, without prior written permission from Dutch Bros. Franchising USA, LLC.



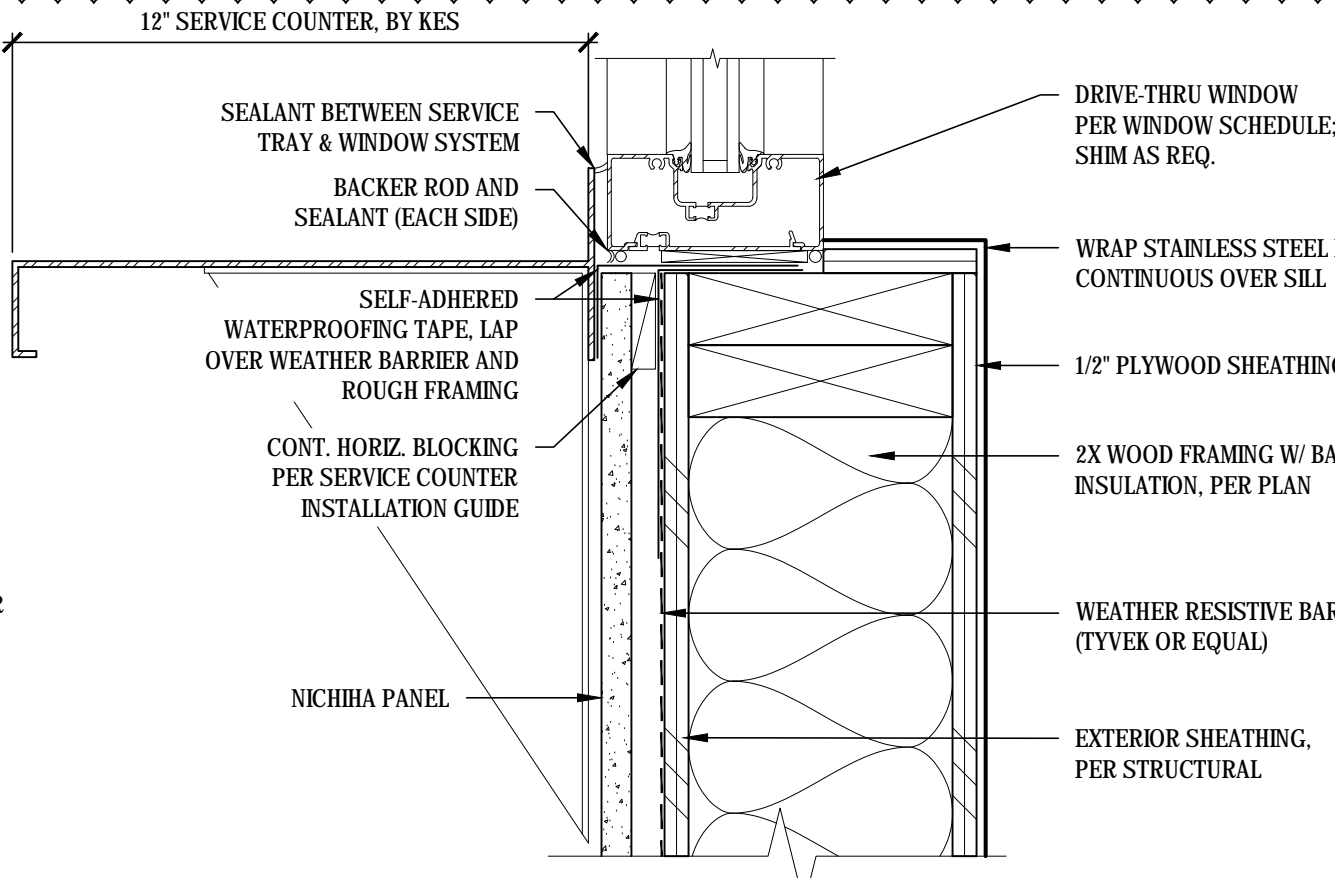
17 INTERIOR H.M. DOOR JAMB DETAIL
SCALE: 3" = 1'-0"



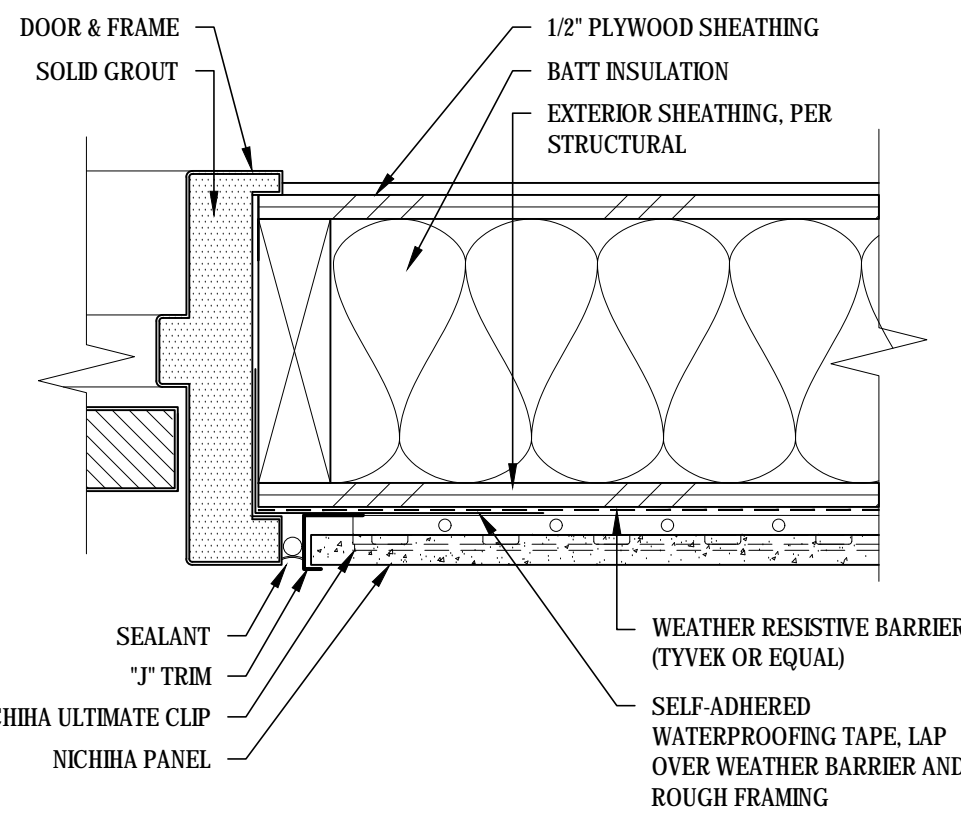
16 INTERIOR H.M. DOOR HEAD DETAIL
SCALE: 3" = 1'-0"



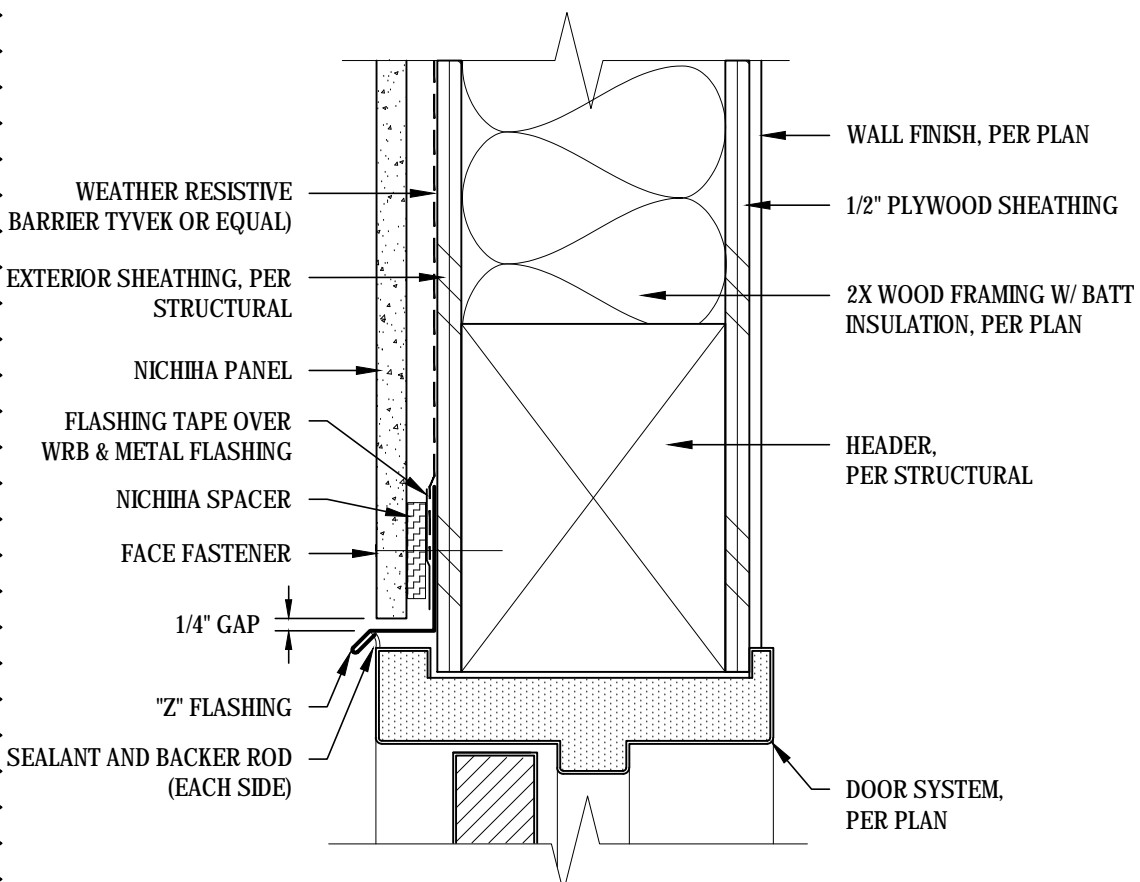
15 SERVICE COUNTER @ WALK-UP WINDOW - STONE VENEER
SCALE: 3" = 1'-0"



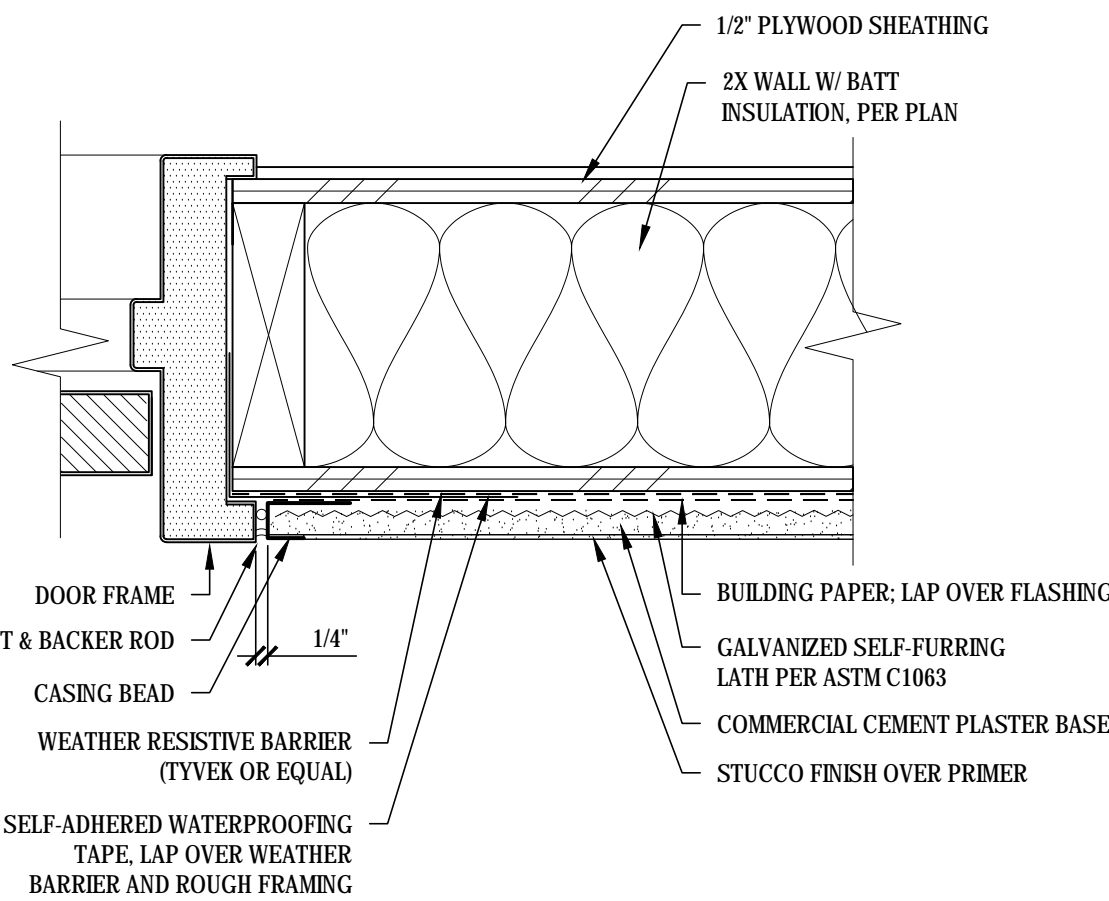
14 SERVICE COUNTER @ DRIVE-THRU WINDOW - NICHIIHA SIDING
SCALE: 3" = 1'-0"



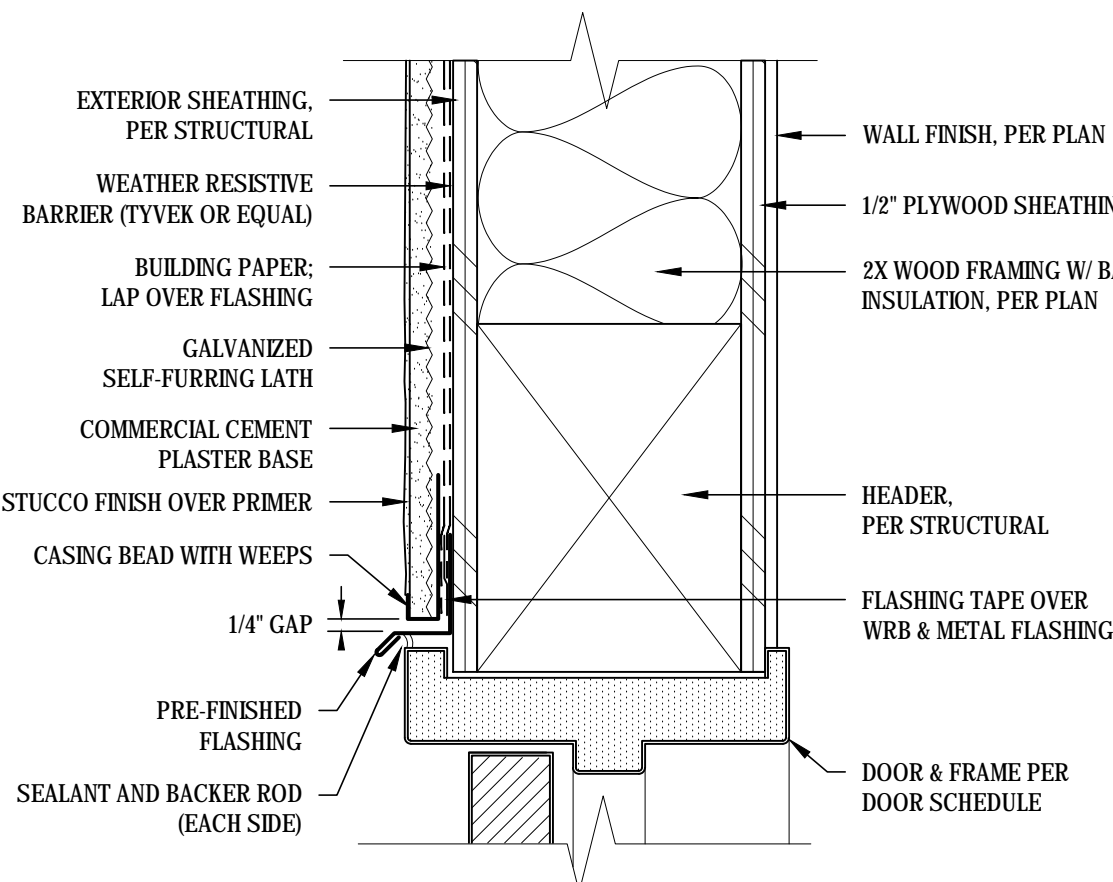
13 H.M. DOOR JAMB @ NICHIIHA SIDING
SCALE: 3" = 1'-0"



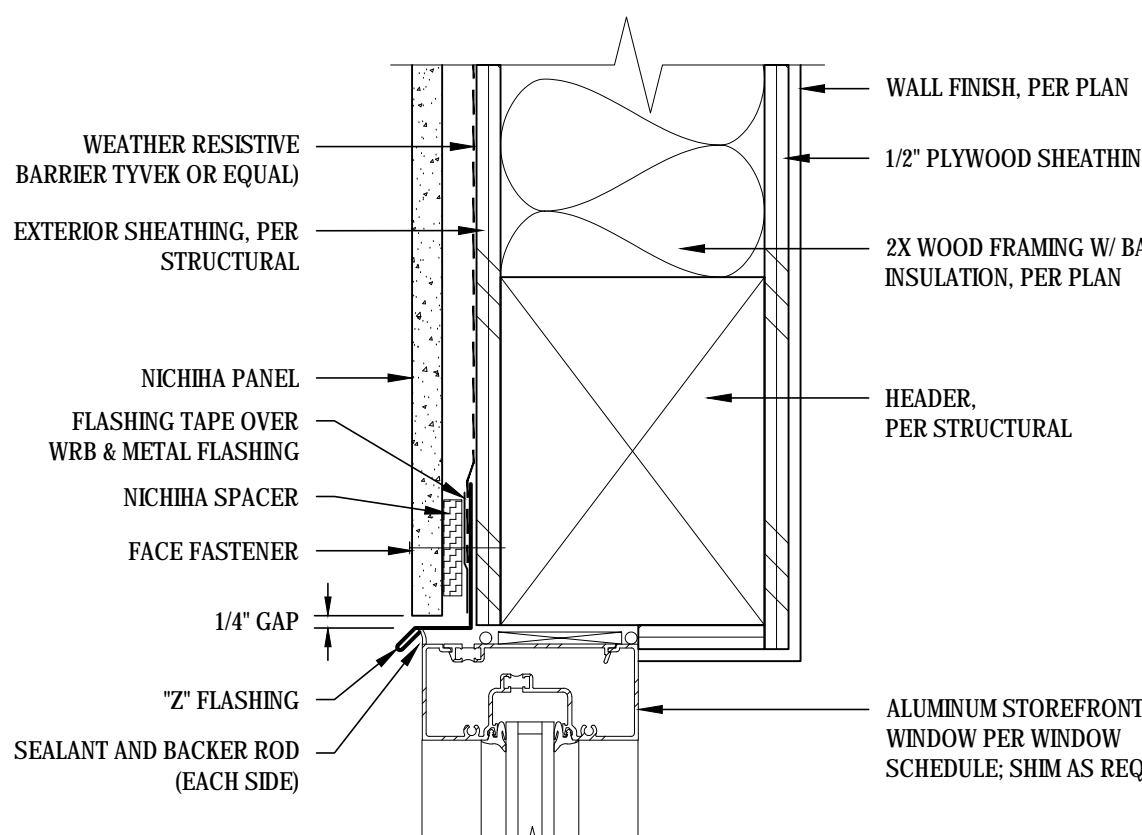
12 H.M. DOOR HEAD @ NICHIIHA SIDING
SCALE: 3" = 1'-0"



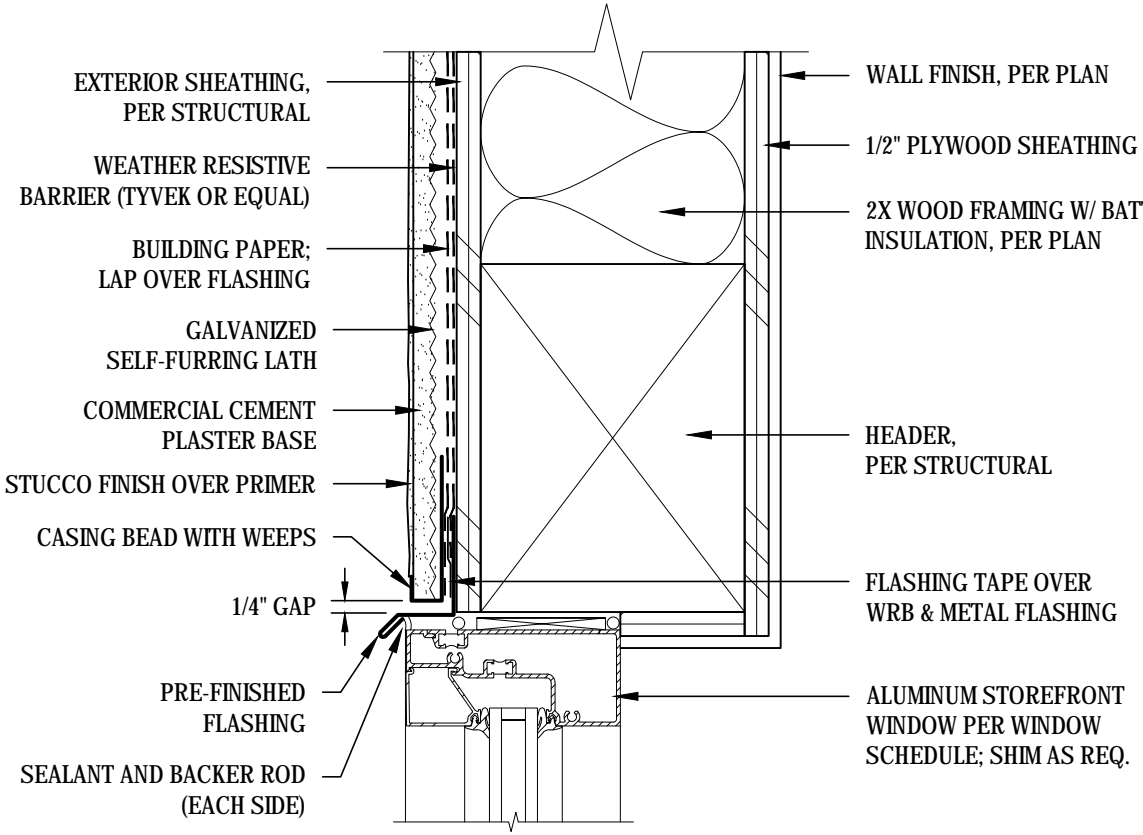
11 H.M. DOOR JAMB @ STUCCO SIDING
SCALE: 3" = 1'-0"



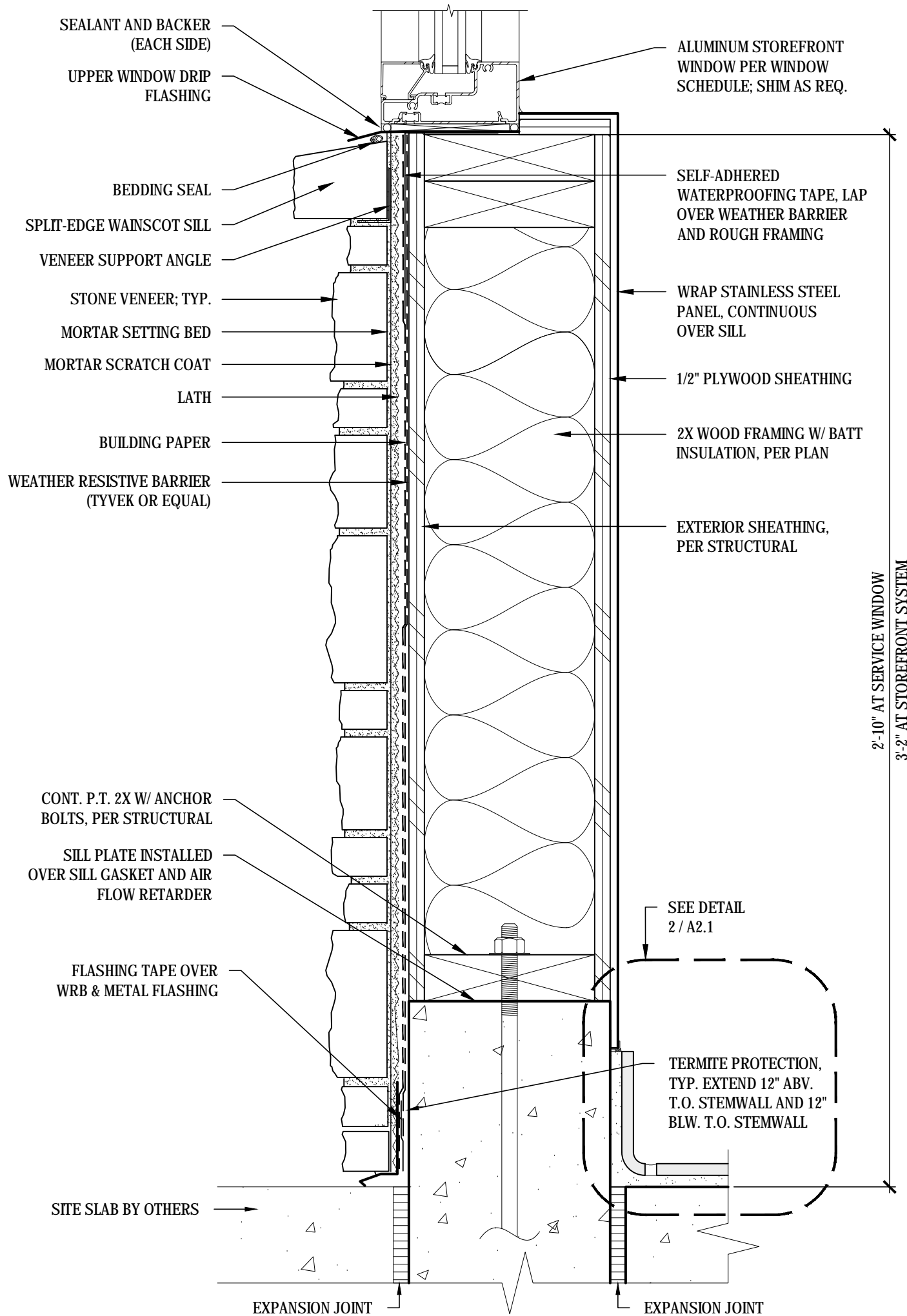
10 H.M. DOOR HEAD @ STUCCO SIDING
SCALE: 3" = 1'-0"



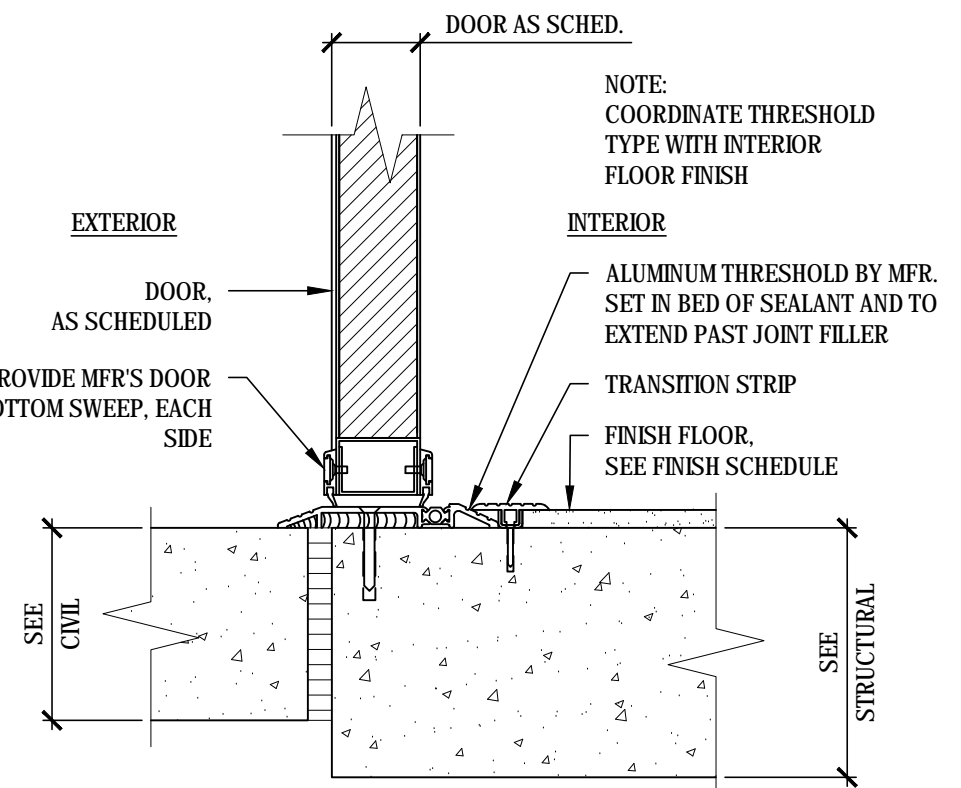
9 HEAD @ NICHIIHA SIDING
SCALE: 3" = 1'-0"



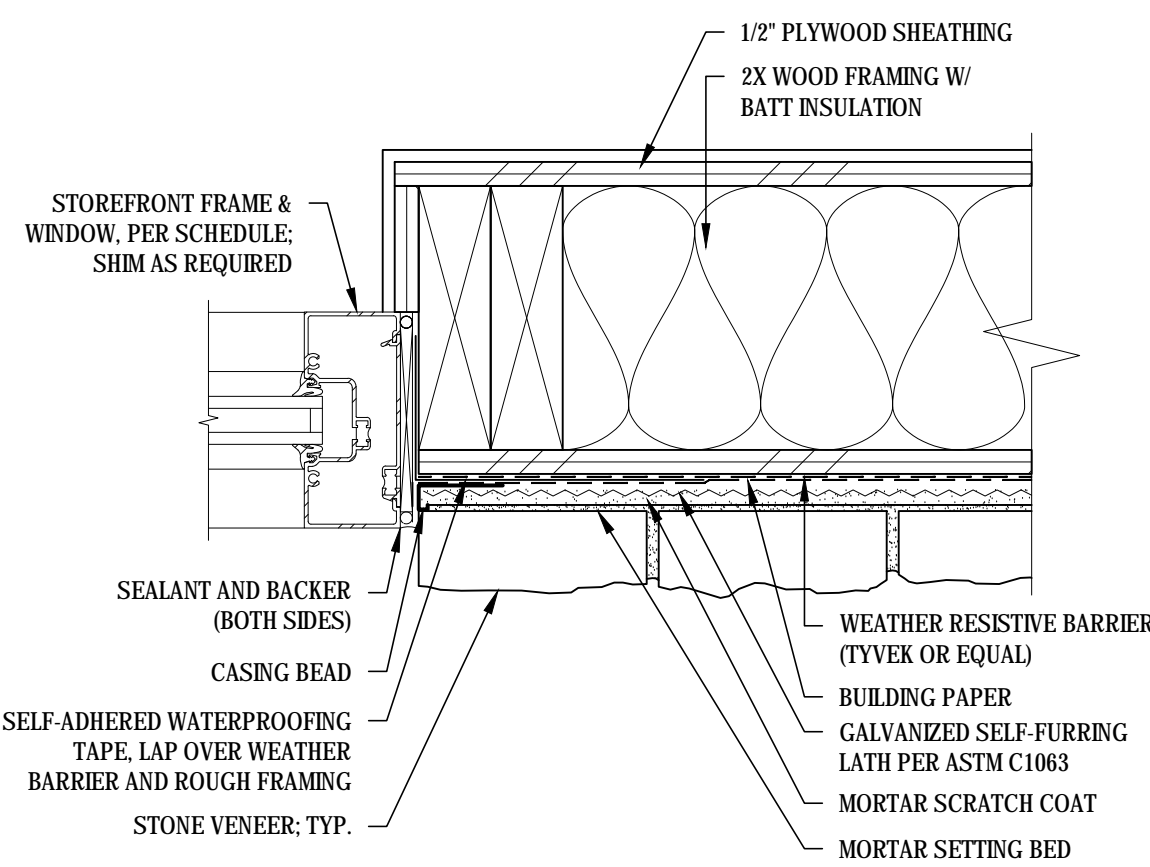
8 HEAD @ STUCCO SIDING
SCALE: 3" = 1'-0"



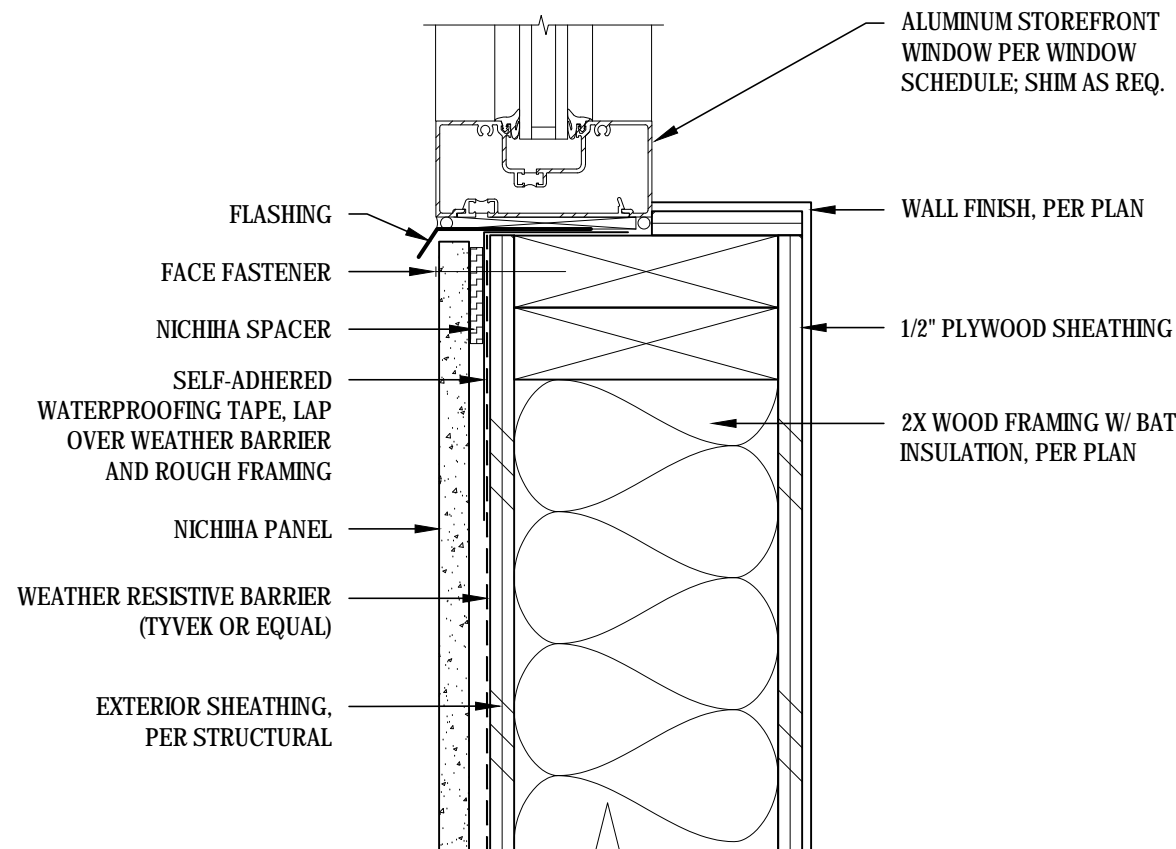
4 BASE & SILL @ STONE VENEER
SCALE: 3" = 1'-0"



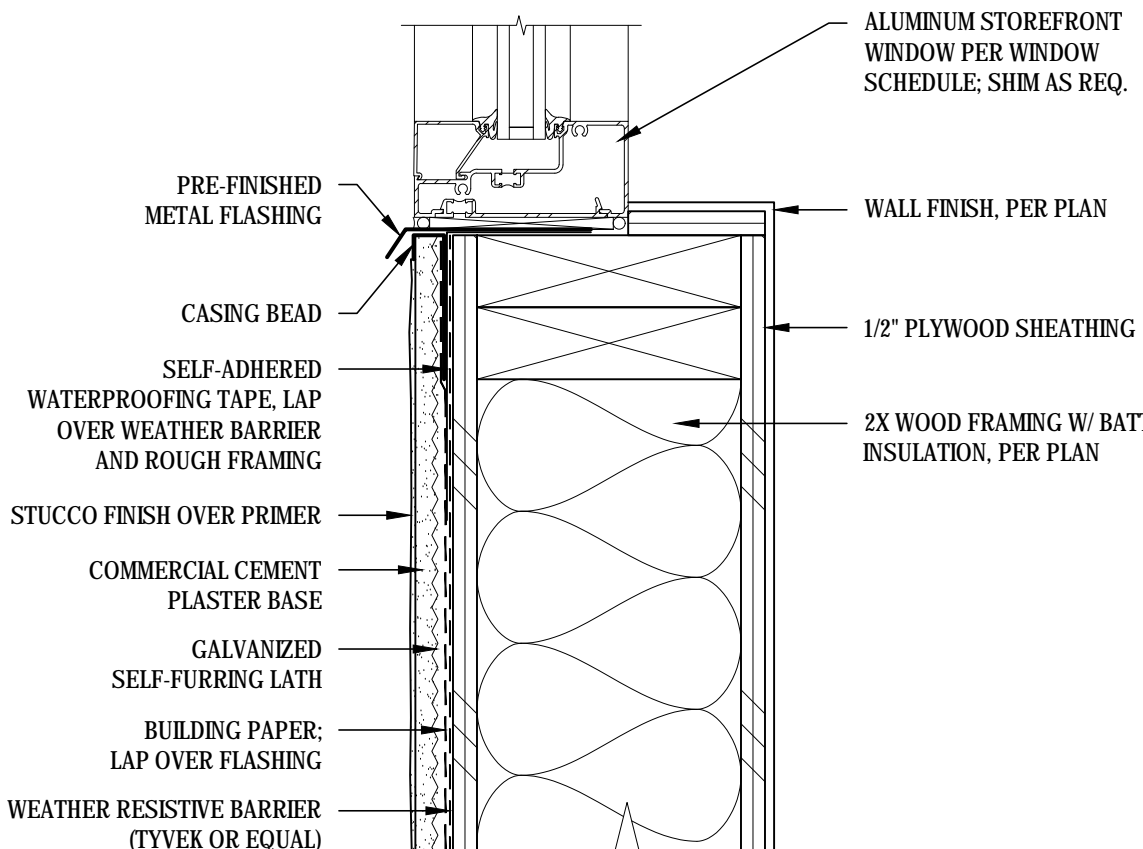
7 H.M. DOOR THRESHOLD DETAIL
SCALE: 3" = 1'-0"



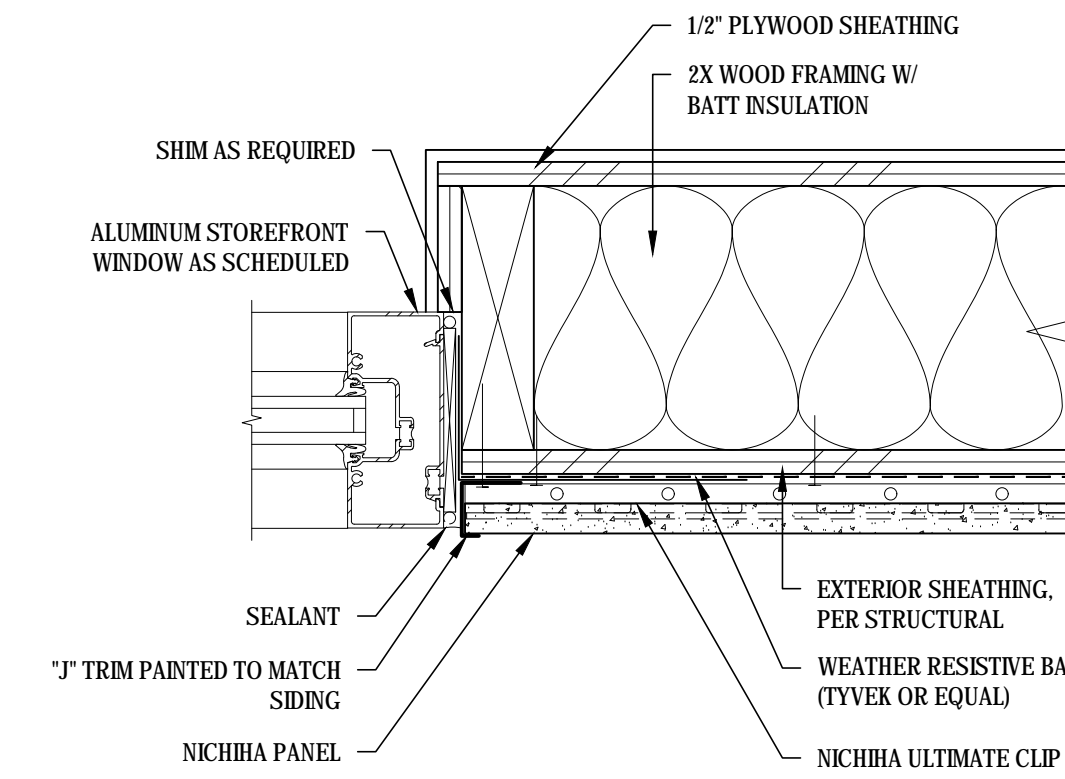
3 JAMB @ STONE VENEER
SCALE: 3" = 1'-0"



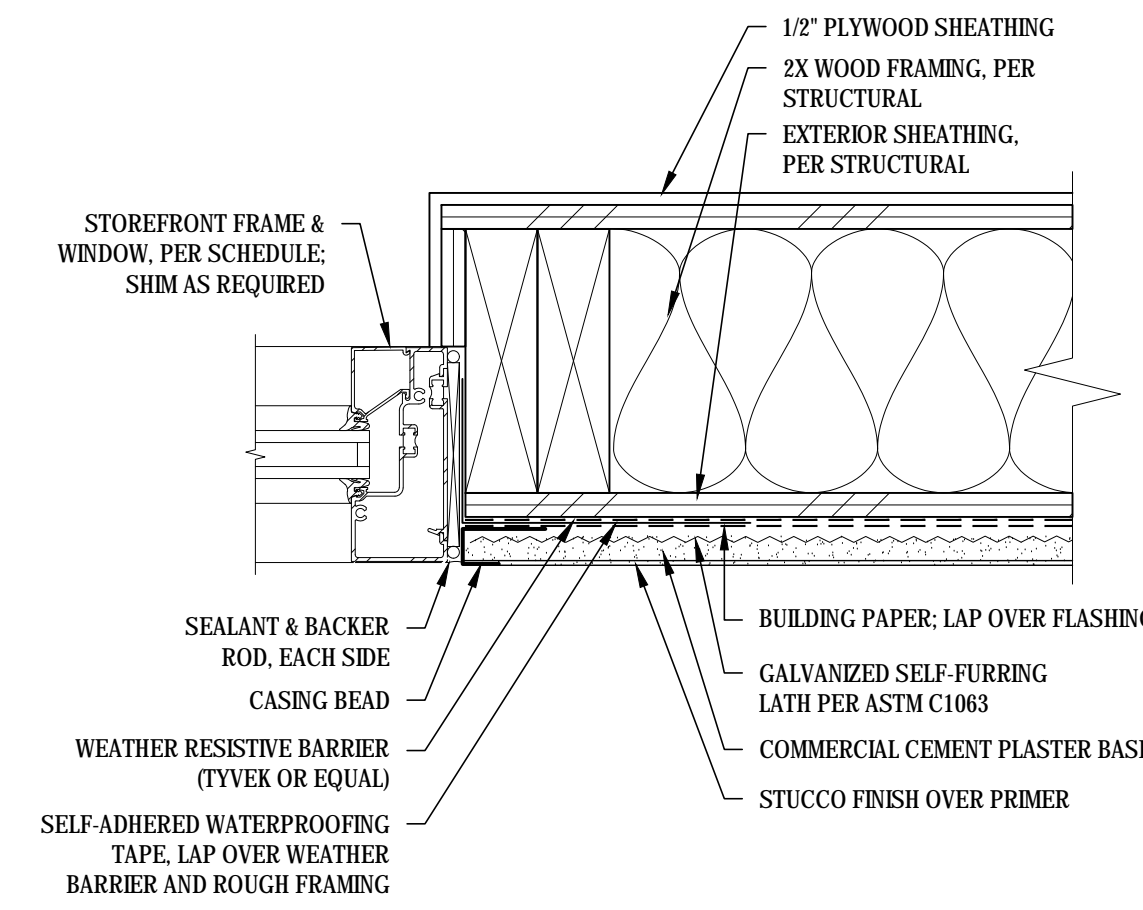
6 SILL @ NICHIIHA SIDING
SCALE: 3" = 1'-0"



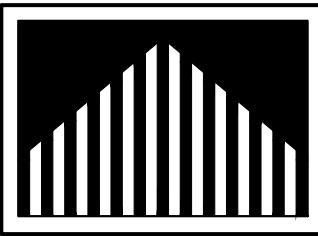
5 SILL @ STUCCO SIDING
SCALE: 3" = 1'-0"



2 JAMB @ NICHIIHA SIDING
SCALE: 3" = 1'-0"




1 JAMB @ STUCCO SIDING
SCALE: 3" = 1'-0"



Steven D. Pratt, AIA Architect

3801 Kirby Dr., Suite 600
Houston, Texas 77006
tel: 713 684 7974
fax: 713 684 9766



EXPIRES: 04.28.2025
Steven D. Pratt, AIA, NCARB
Florida License No.: AR102401

CDG PROJECT NUMBER:
202202-037

Project No: FL0102

Dutch Bros Coffee - New Freestanding Store
207 South Goldemrod Road
Orlando, Florida 32807
for: Accelerated Acquisitions, LLC
2415 E Camelback Road, Suite 400
Phoenix, Arizona 85016

ISSUED FOR REVIEW: 03.20.2023

REV.	DATE	DESCRIPTION
Δ	06.08.23	CANOPY REVISION

SHEET NAME:

WINDOW AND DOOR DETAILS

SHEET NUMBER:

A8.1

© 2023 DB Franchising USA, LLC

DB2550-A2

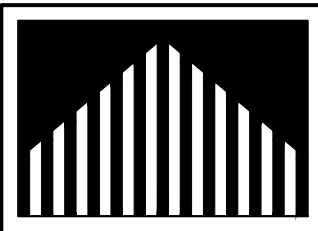


TRASH ENCLOSURE MATERIALS				
ID	MATERIAL	MANUFACTURER	COLOR	NOTES
3	CMU BLOCK	BASALITE	CHARCOAL	SPLIT FACE, 8x16d; 8x8d AS NECESSARY
	CMU CAP	BASALITE	CHARCOAL	12x16d
PT-1	PAINT	SHERWIN-WILLIAMS	GP-0624	DUTCH BROS GRAY. GATES BODY
PT-2	PAINT	SHERWIN-WILLIAM	GP-0642	DUTCH BROS BLUE. GATE FRAMES & POSTS




TRASH ENCLOSURE GENERAL NOTES:

1. REFER TO STRUCTURAL FOR MASONRY, CONCRETE, STRUCTURAL STEEL AND REINFORCING STEEL FOR SPECIFICATIONS.
2. PROVIDE LOCKING MECHANISM ON GATES AND PEDESTRIAN GATE
3. PROVIDE SITE LIGHTING AT TRASH ENCLOSURE. MIN. 5 FOOT CANDLE.
4. GATES TO BE BUILT WITH 3"x2" SQUARE STEEL TUBING WITH ALL JOINTS FULLY WELDED TOGETHER AND 1 CROSS MEMBER PER GATE. FRAME TO BE PRIMED AND PAINTED PER PLAN.



Steven D.
Pratt,
AIA
Architect

3801 Kirby Dr., Suite 600
Houston, Texas 77098
tel: 713 684 7974
fax: 713 684 9756



EXPIRES: 04.28.2025
Steven D. Pratt, AIA, NCARB
Florida License No.:
AR102401

CDG PROJECT NUMBER:
202202-037

Project No: FL0102

Dutch Bros Coffee - New Freestanding Store

South Goldenrod

for Accelerated Acquisitions LLC

Phoenix, Arizona 85016

DB2550- A2

ISSUED FOR
REVIEW: 03.20.2023

REV:	DATE:	DESCRIPTION:

SHEET NAME:

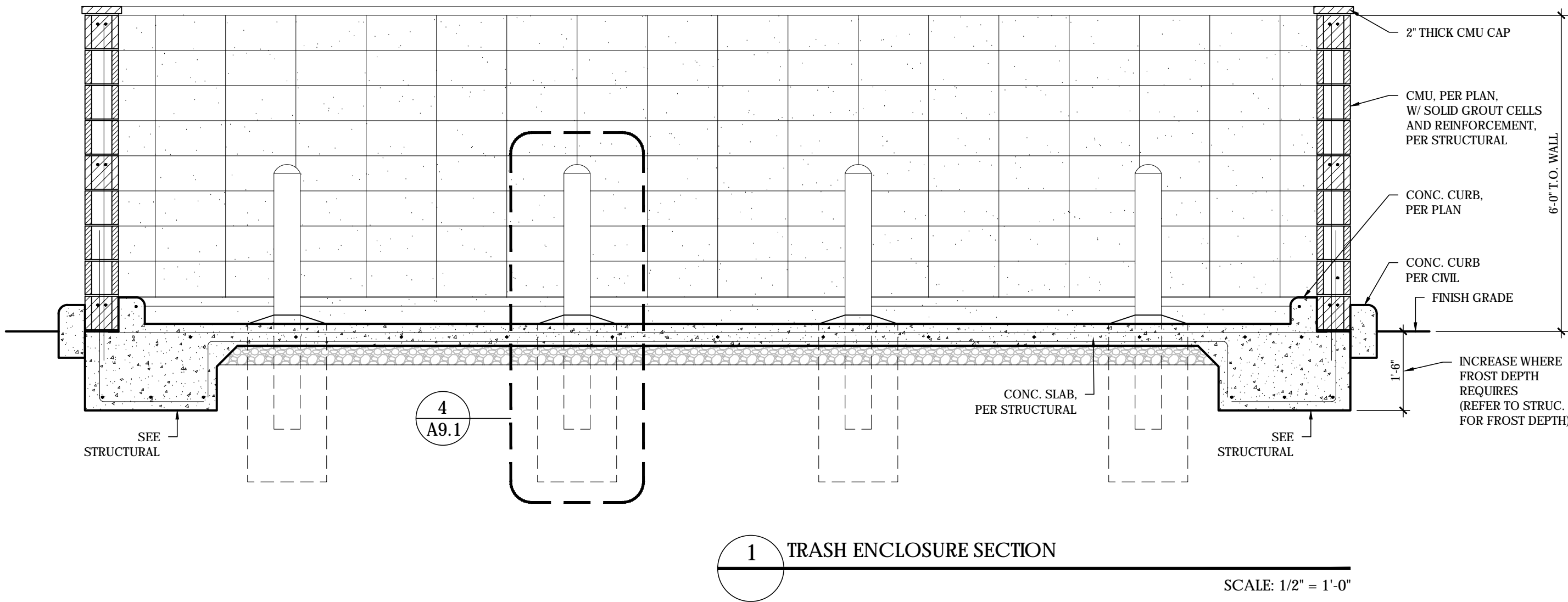
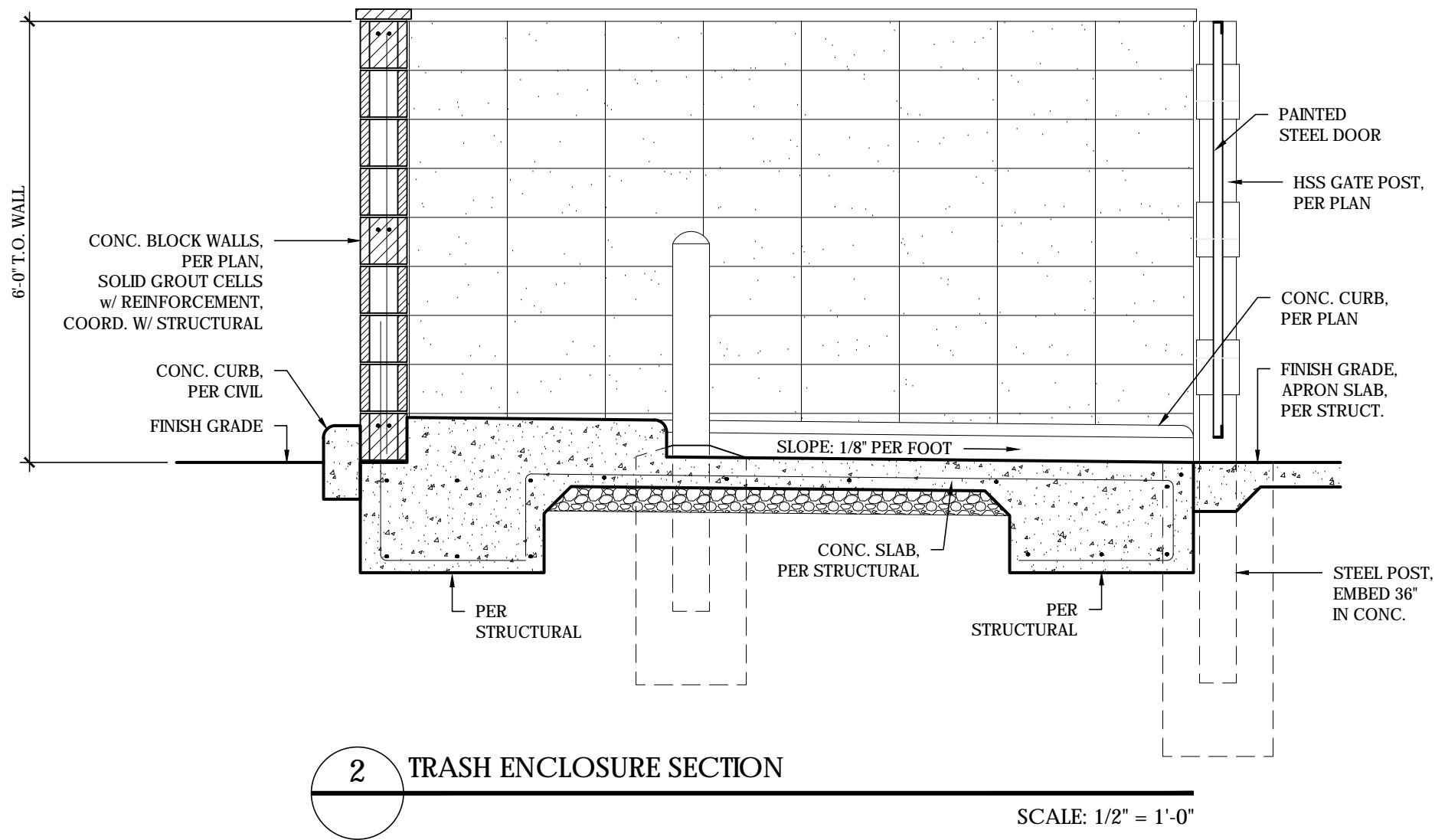
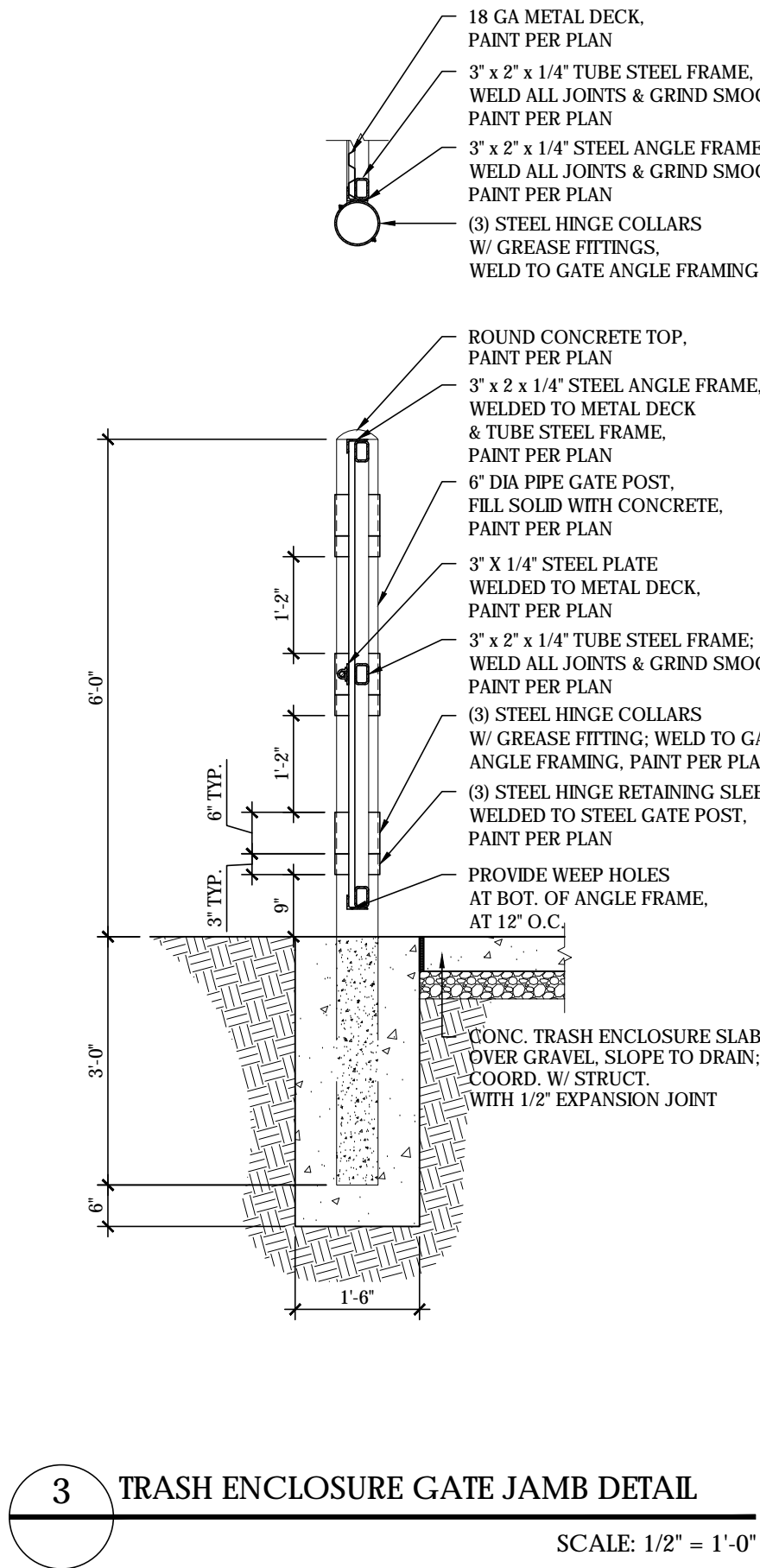
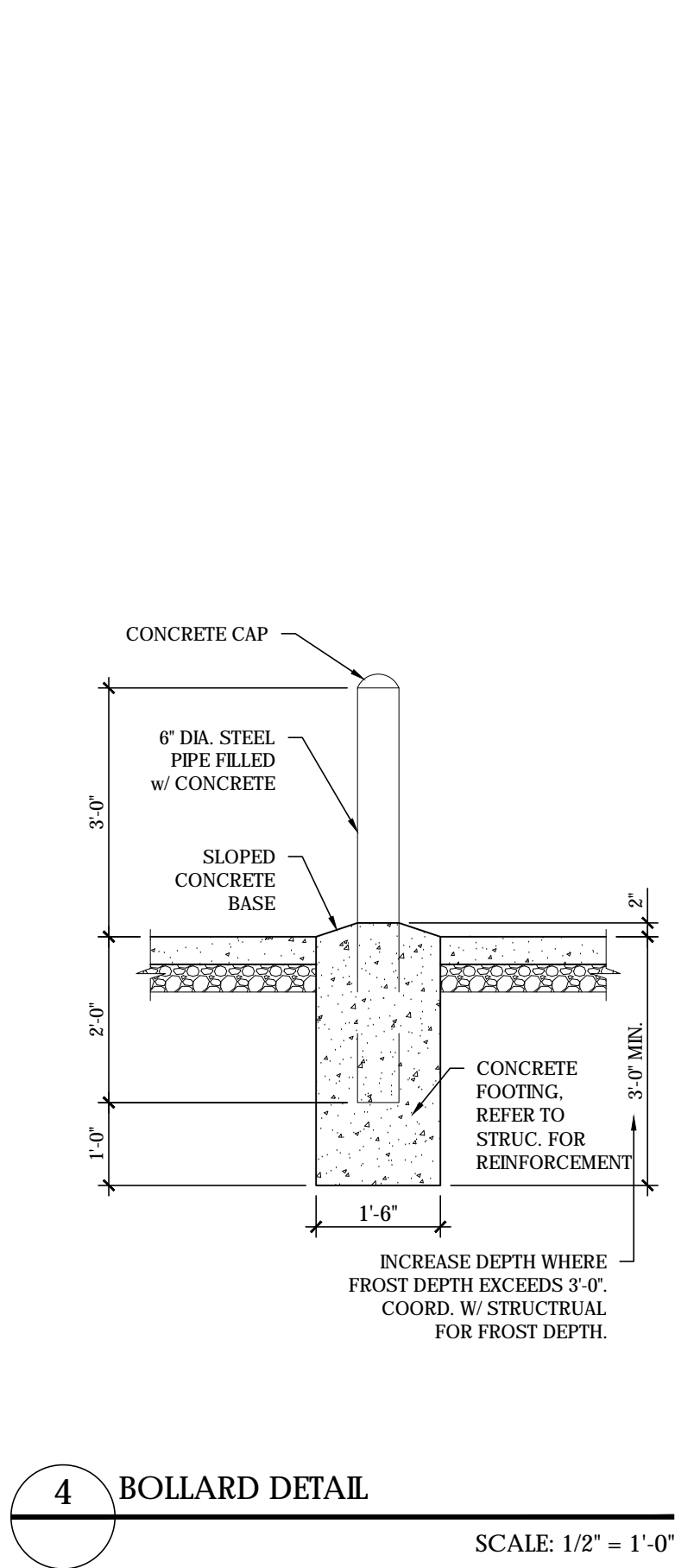
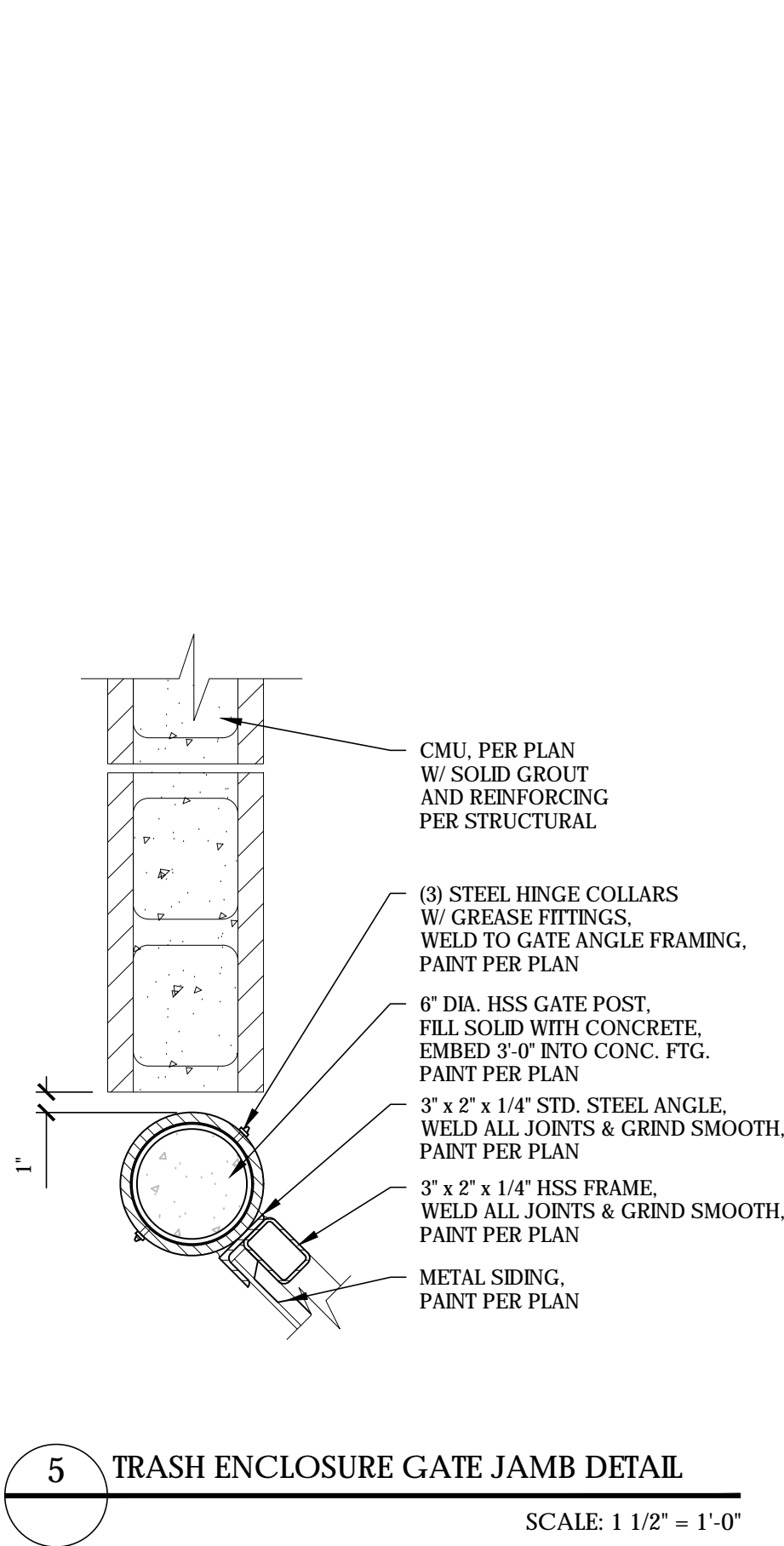
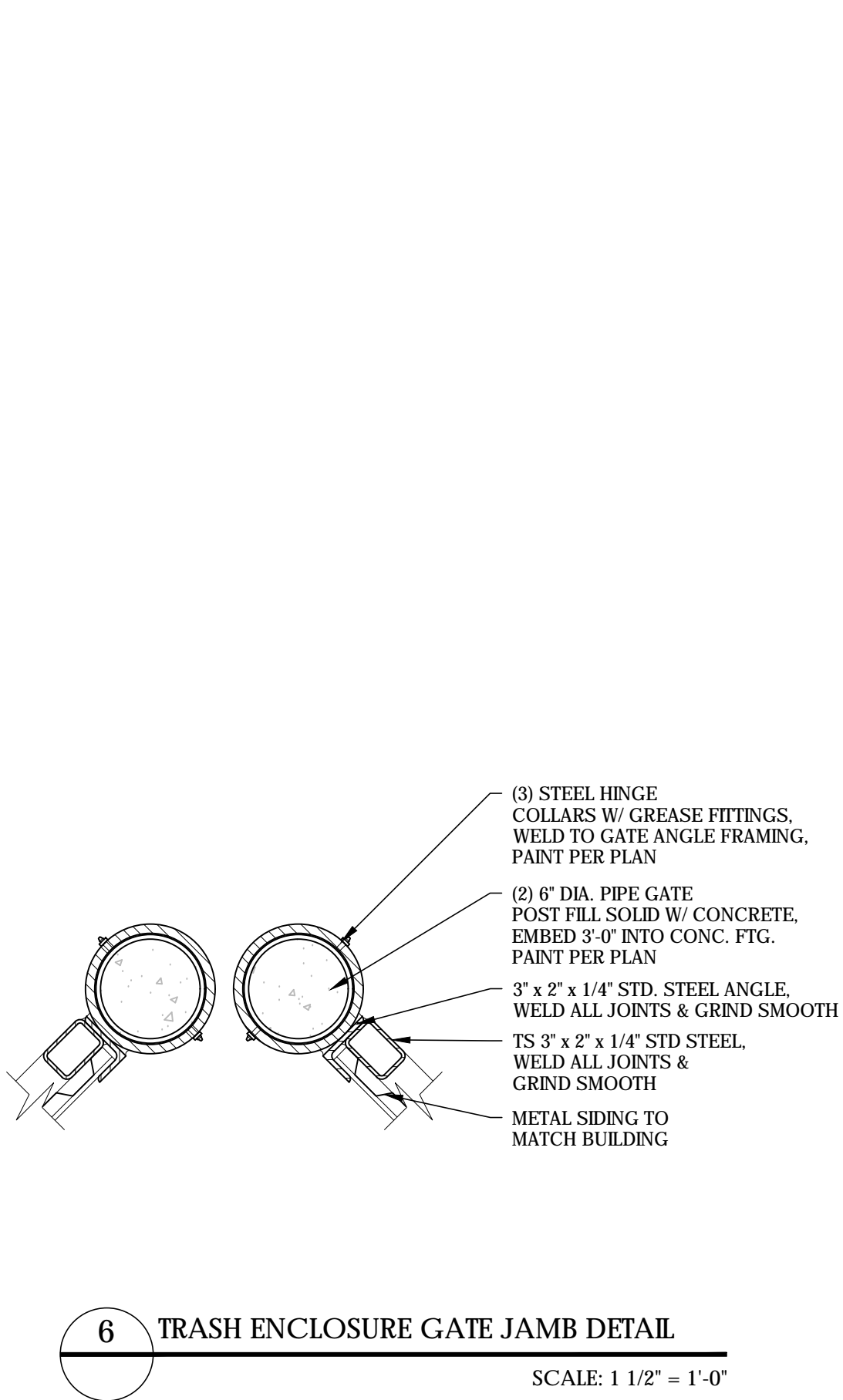
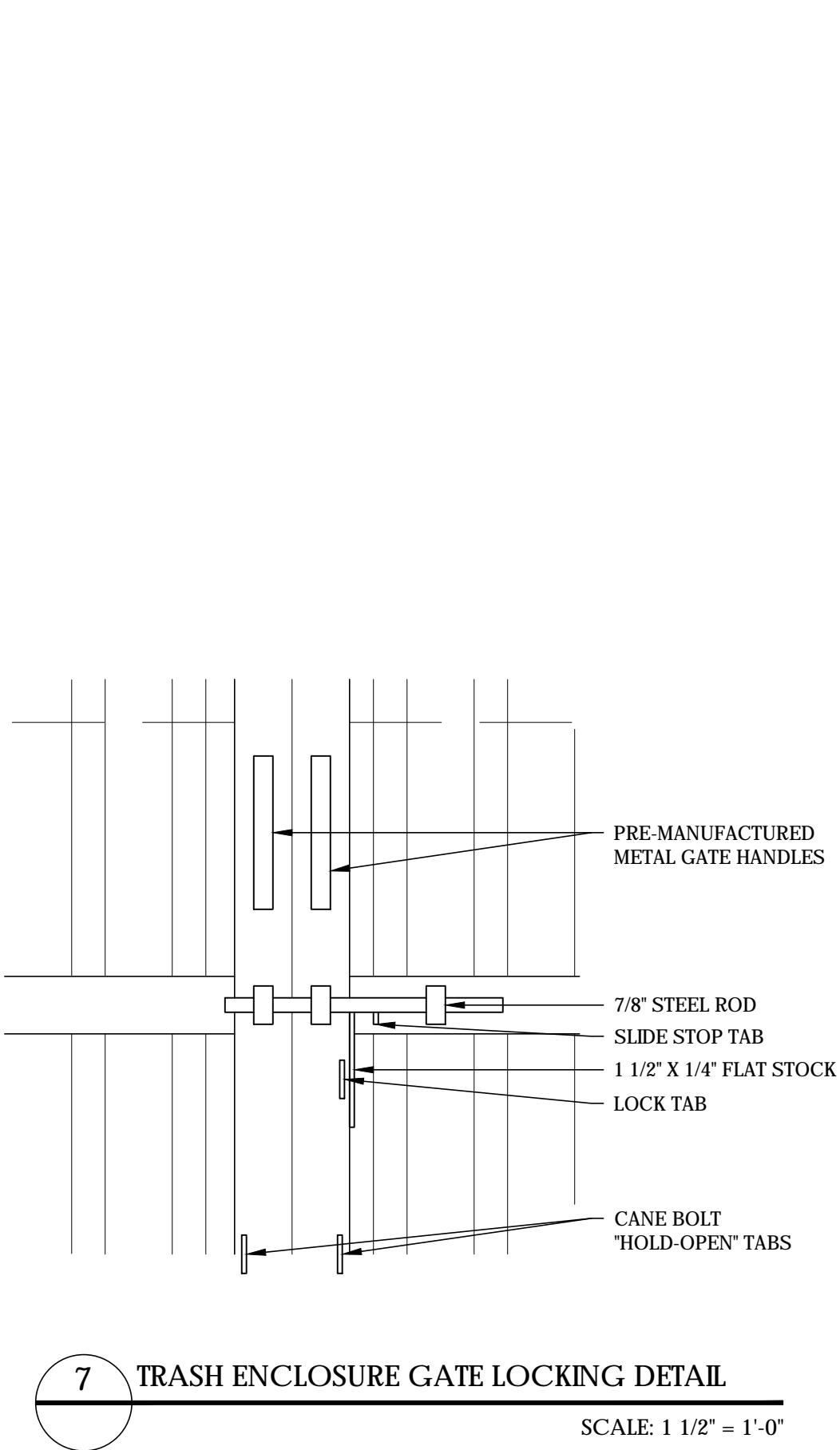
TRASH ENCLOSURE
PLAN/ ELEVATIONS

SHEET NUMBER

A9.0

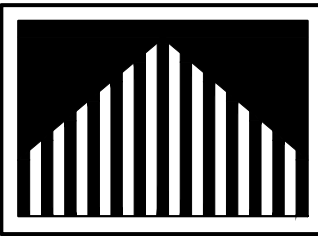
© 2023 DB Franchising USA, LLC

The name DUTCH BROS. and all associated logos, distinctive designs, content, information, and other materials featured, contained herein, and made available by Dutch Bros., including but not limited to, the "look and feel" of the establishments and products, all text, images, colors, configurations, graphics, designs, illustrations, photographs, and pictures (collectively, the "Materials") are owned by and/or licensed by DB Franchising USA, LLC. All other rights are reserved by their respective owners. No part of this document may be reproduced, stored in a retrieval system, or transmitted in any form or by any means, electronic, mechanical, photocopying, recording, or by any information storage and retrieval system, without prior written permission from Dutch Bros. Franchising USA, LLC.




TRASH ENCLOSURE GENERAL NOTES:

1. REFER TO STRUCTURAL FOR MASONRY, CONCRETE, STRUCTURAL STEEL AND REINFORCING STEEL FOR SPECIFICATIONS.
2. PROVIDE LOCKING MECHANISM ON GATES AND PEDESTRIAN GATE
3. PROVIDE SITE LIGHTING AT TRASH ENCLOSURE. MIN. 5 FOOT CANDLE.
4. GATES TO BE BUILT WITH 3"x2" SQUARE STEEL TUBING WITH ALL JOINTS FULLY WELDED TOGETHER AND 1 CROSS MEMBER PER GATE. FRAME TO BE PRIMED AND PAINTED PER PLAN.



Steven D.
Pratt,
AIA
Architect

3801 Kirby Dr., Suite 600
Houston, Texas 77006
tel: 713 684 7974
fax: 713 684 9768



EXPIRES: 04.28.2025
Steven D. Pratt, AIA, NCARB
Florida License No.:
AR102401

CDG PROJECT NUMBER:
202202-037

Project No: FL0102
Dutch Bros Coffee - New Freestanding Store
South Goldenrod
Orlando, Florida
for: Accelerated Acquisitions, LLC
2415 E Camelback Road, Suite 400
Phoenix, Arizona 85016

DB2550-A2

ISSUED FOR
REVIEW: 03.20.2023

REV.	DATE:	DESCRIPTION:

SHEET NAME:

TRASH ENCLOSURE
DETAILS

SHEET NUMBER:

A9.1